



Department of Transportation and Infrastructure

2025

ANNUAL REPORT



Transportation and Infrastructure - Leading in
the Delivery of Safe and Efficient Infrastructure
and Services.



The Honourable Wassim Salamoun
Lieutenant Governor of Prince Edward Island

May It Please Your Honour:

I respectfully submit herewith, for the information of Your Honour and the Legislature of Prince Edward Island, the Annual Report of the Department of Transportation and Infrastructure for the period April 1, 2024 to March 31, 2025.

Respectfully submitted,

A handwritten signature in black ink, appearing to read "Ernie Hudson".

Hon. Ernie Hudson
Minister



The Honourable Ernie Hudson, Minister
Department of Transportation and Infrastructure
Province of Prince Edward Island

Sir:

I am pleased to submit to you the Annual Report of the Department of Transportation and Infrastructure for the period April 1, 2024 to March 31, 2025.

The activities of the respective divisions are recounted in the following pages of the Report.

Respectfully submitted,

A handwritten signature in blue ink, appearing to read "Brian Matheson".

Brian Matheson
Deputy Minister

Contents

DEPARTMENT OF TRANSPORTATION AND INFRASTRUCTURE	1
Mandate, Mission, and Vision	1
Legislative Responsibilities.....	2
Personnel	3
Personnel (continued)	4
CORPORATE SERVICES DIVISION	5
Finance	5
Human Resources	6
STRATEGIC POLICY, EVALUATION AND LEGISLATION DIVISION.....	6
HIGHWAY SAFETY DIVISION	7
Regulatory and Licensing Section	8
Driver Records Section	12
Safety Section	19
PUBLIC WORKS AND PLANNING DIVISION.....	33
Building Design and Construction	33
Building Maintenance and Accommodations	43
LAND AND ENVIRONMENT DIVISION	49
Environmental Management Section	50
Office of the Provincial Chief Surveyor.....	59
Properties Section	61
CAPITAL PROJECTS DIVISION	67
Chief Engineer's Report	67
Materials and Soils Section	78
Bridges.....	80
Highway Design	82
Traffic Control	84
HIGHWAY MAINTENANCE DIVISION	89
Highway Maintenance Activities	96
Mechanical Branch	126
INFRASTRUCTURE, POLICY AND PLANNING.....	130
Policy and Planning.....	130
Infrastructure Secretariat.....	131
SERVICE PEI.....	142
Statement of Ordinary Expenditures	146
Statement of Capital Expenditures.....	184

DEPARTMENT OF TRANSPORTATION AND INFRASTRUCTURE

MANDATE, MISSION, AND VISION

Mandate

Through the provision of essential transportation and infrastructure systems and services, the Department is committed to improving safety for citizens, contributing to the quality of life on PEI, and enabling the provincial economy.

To accomplish this Mandate, the Department:

- *Provides quality and timely advice to the Government of Prince Edward Island on all matters related to transportation and infrastructure services;*
- *Maintains the provincial highway network to the highest standard through construction and maintenance of the network in the safest, most cost effective, and environmentally responsible manner possible;*
- *Establishes partnerships with all levels of Government and other jurisdictions to secure funding and develop agreements that synchronize with the Province's transportation, infrastructure and service priorities;*
- *Provides quality services to Government in the areas of building construction, Crown land management, building maintenance and accommodations; and,*
- *Pursues policies and strategic initiatives to sustain and enhance the Province's economic growth and development.*

Mission

Serve the public and Government by providing professional services to develop, deliver, operate and maintain public infrastructure in a manner that emphasizes quality, safety, cost-effectiveness and environmental responsibility.

Vision

Transportation and Infrastructure – Leading in the Delivery of Safe and Efficient Infrastructure and Services.

LEGISLATIVE RESPONSIBILITIES

2024-2025

- *Applied Science and Engineering Technicians and Technologists Act*
- *Crown Building Corporation Act*
- *Dangerous Goods (Transportation) Act*
- *Engineering Profession Act*
- *Expropriation Act*
- *Highway Signage Act*
- *Highway Traffic Act*
- *Land Survey Act*
- *Land Surveyors Act*
- *Off-Highway Vehicle Act*
- *Public Works Act*
- *Roads Act*
- *Trails Act*

PERSONNEL 2024-2025

MINISTER

Administrative Assistant

Hon. Ernie Hudson

Bonnie MacDonald

DEPUTY MINISTER

Administrative Assistant

Brian Matheson

Tanya Kelly

CORPORATE SERVICES

Finance

Human Resources

Wendy MacDonald, Director

Wendy MacDonald, CPA, CA

Erin Gauthier, HR Manager

STRATEGIC POLICY, EVALUATION AND LEGISLATION DIVISION

Andrea Triolo, Director

SERVICE PEI

Contact PEI – Senior Manager

Service Experience – Senior Manager

Access PEI – Senior Manager

Access Manager, Eastern PEI

Access Manager, Charlottetown

Access Manager, Summerside

Access Manager, Western PEI

Access Manager, Cornwall

Mark Arsenault, Director

Lori Deveaux-MacKinnon

Julia Wagner

Tyler Ross

Tracey Handrahan

Rebecca Boulter - Acting

Leah Smallwood

Mark Roberts

Rebecca Boulter

HIGHWAY SAFETY

Highway Safety Operations

Register of Motor Vehicles

Deputy Registrar, Charlottetown

Deputy Registrar, Summerside

Ryan Neale, Director

Ryan Neale

John Flood

Kenneth Costello

Michelle Poirier

PUBLIC WORKS AND PLANNING

Building Design and Construction

Maintenance and Accommodations

Adam Clark, Director

Raymonde Arsenault-MacKenzie

Derryl MacDonald

INFRASTRUCTURE, POLICY AND PLANNING

Infrastructure Provincial Manager

Policy and Planning - Manager

Paul Godfrey, Director

Andrew Penny

Darryl O'Brien

PERSONNEL (continued)

2024-2025

LAND AND ENVIRONMENT

Provincial Chief Surveyor
Manager of Provincial Lands

Brian Thompson, Director

Mark Wight
Sharon Slauenwhite

CAPITAL PROJECTS

Western Regional Engineer
Eastern Regional Engineer
Materials and Soils Lab
Highway Design and Bridge Maintenance

Stephen Yeo, Director

Mark Sherren
Stephen Pigott
Tim Cheverie
Darrell Evans

HIGHWAY MAINTENANCE

Highway Maintenance, Western
Highway Maintenance, Central
Highway Maintenance, Eastern
Mechanical Branch, Fleet Manager
Mechanical Branch, Western
Mechanical Branch, Central
Mechanical Branch, Eastern
Confederation Trail Maintenance

Stephen Szwarc, Director

Dean Perry
Carl Molyneaux
Patrick Doherty
Clay Moase
Ronald Gallant
Bruce MacMillan
Alan Munroe
Ryan Williams

CORPORATE SERVICES DIVISION

The Corporate Services Division is responsible for administrative and financial activities of the Department as well as performing centralized administrative and records management functions:

- Records Management
- Receptionist Services
- Support Staff

Corporate Services utilizes a shared services model with Civil Service departmental Finance Directors, Managers, Senior Finance and Finance Clerk positions being transferred to the Treasury Board Secretariat, and with Human Resource (HR) Managers, HR Officers, HR Assistants and Payroll positions being transferred to the Public Service Commission. Corporate Services has been centralized. The Finance Director, HR Manager, and staff assigned to the Department continue to receive instruction from appropriate departmental personnel.

There are significant advantages to the centralization of Corporate Services:

- Increased consistency in service levels and coverage
- Greater opportunities to increase capacity, cross training and succession planning
- More capacity to respond to surges in demand
- More support from the central agency.

Finance and Human Resources personnel continue to play a very important role within the Department and are responsible for the following provisions:

- Leadership related to financial management, budget development, financial controls, day-to-day accounting operations, inventory control, and administration services.
- Personnel and payroll services, staffing, labour relations, organizational development, occupational health and safety as well as training administration.

FINANCE

Responsible to provide financial and administration services for the Department:

- Leadership in financial management
- Budget development, forecasts, and control
- Support documentation for budget presentation
- Accounts payable and receivable inventory management
- General administration services

A detailed summary of Ordinary and Capital Expenditures for the year ending March 31, 2025 follows, at the end of this report.

HUMAN RESOURCES

Responsible for the provision of planning and administration related to the Department's classified and non-classified workforce, including:

- Compensation and Benefits
- Recruitment, Staffing & Classification
- Training and Development
- Performance Management
- Employee Relations
- Collective Agreement, Policies and Procedures Compliance
- Diversity and Inclusion
- Workplace Health and Safety
- Organizational Development

Finance and Human Resources staff are located in Charlottetown, as well as in regional facilities in Tignish, Alma, Slemon Park, Georgetown and Bridgetown.

STRATEGIC POLICY, EVALUATION AND LEGISLATION DIVISION

In the 2024-2025 year, the Department of Transportation and Infrastructure introduced the new Strategic Policy, Evaluation and Legislation Division to provide policy, legislative, and evaluation advise to the Department. The Division is responsible for managing and coordinating priority policy projects, strategic planning, developing legislation, and implementing performance monitoring across the Department. This Division works closely with other Divisions and Departments to translate priorities into policies, legislation, and initiatives to produce measurable results.

Areas of focus 2024-2025:

Applied Research

- Began research and survey development for a new highway safety strategy
- Developed information notes, policy research briefs, and jurisdictional scans

Policy/Program Development

- Worked with the Department of Agriculture to develop an agricultural land buy-back program for index fields
- Began development of a conference and focus group plan for Confederation Trail users and organizations to prioritize enhancement activities for the Trail
- Developed and implemented an action plan to fulfill a recommendation from the Auditor General's Office to wind-up the Crown Building Corporation
- Developed a Request for Proposal to conduct a liability and risk assessment on the Confederation Trail

Evaluation and Performance Monitoring

- Developed performance monitoring forms for specific agreements between the Department and external groups
- Developed tracking systems for Department priorities and commitments

Legislative Development

- Completed legislative research for the development of amendments to the *Off-Highway Vehicle Act*
- Completed legislative research for the development of amendments to the *Crown Building Corporation Act*
- Began initial engagement with internal and external partners on amendments to the *Off-Highway Vehicle Act*
- Began legislative research for the development of amendments to the *Highway Traffic Act*
- Began legislative research for the development of amendments to the *Expropriation Act*

HIGHWAY SAFETY DIVISION

The Highway Safety Division is mandated to promote and enforce safe conditions for all road users with an overall goal of reducing traffic-related collisions, injuries and fatalities. This is accomplished through the education, licensing, and registration of drivers and vehicles, annual vehicle inspections, and ensuring that commercial vehicles and their drivers are operating in compliance with national and provincial regulations.

The Highway Safety Division provides the staff and resources required to:

- Manage transportation safety policies and programs through consistent improvement in driver, vehicle and commercial carrier safety.

- Represent PEI's interests in Highway Safety by actively participating in regional, national and international Committees.
- Administer driver education initiatives for new and experienced drivers to address technical competence, situational awareness, and regulatory understanding.
- Participate in cross-departmental initiatives to support inclusivity and the Calls for Justice.
- Maintain record management systems to manage drivers and carriers under International Registration Plan (IRP), provincial legislation, and the National Safety Code.

Staff represent the Province on several national, international, regional, and provincial Committees and Working Groups, including the following:

- Board of Directors, Canadian Council of Motor Transport Administrators (CCMTA)
- CCMTA Program Committees: Road Safety Research and Policy Committee, Driver and Vehicle Committee, and Compliance and Regulatory Affairs Committee
- CCMTA Working Groups: Canadian Driver License Agreement, Interprovincial Record Exchange, Micromobility, Vehicle Safety Oversight, Acceptable Verifiable Resource List, Automated Vehicles
- Atlantic Canada Registrars of Motor Vehicles
- Interdepartmental Impaired Driving Coordinating Committee
- PEI Association of Chiefs of Police
- American Association of Motor Vehicle Administrators (AAMVA) Region 1 Board of Directors
- International Board of Directors (AAMVA)
- AAMVA Working Groups: Employee Safety and Security
- Commercial Vehicle Safety Alliance (CVSA)

The Division supports the Minister in the administration of the *Highway Traffic Act*, the *Off-Highway Vehicle Act*, the *Roads Act*, the *Trails Act*, the *Dangerous Goods (Transportation) Act*, and 43 associated regulations.

General activities and specific projects carried out by each Section are summarized as follows:

REGULATORY AND LICENSING SECTION

Registration and Licensing

Subject to the *Highway Traffic Act*, no one is allowed to drive a vehicle on a public road unless they have a valid driver's license for that type of vehicle, and the license must not be expired, cancelled or suspended. Highway Safety is responsible for the development and implementation of policy and procedures related to driver licensing and the registration of all motor vehicles under the *Highway Traffic Act* and associated Regulations.

Staff within this Unit are responsible for several essential activities concerning the licensing of drivers and registration of motor vehicles. These responsibilities include but are not limited to:

- **Driver Examination and Issuance of Driver Licenses**
Verification of eligibility criteria to ensure only qualified individuals receive a driver's license, administer written and behind-the-wheel examinations, and issue instruction permits and driver licenses according to legislation standards.
- **Registration and Record Maintenance**
Assist law enforcement to identify vehicles suspected of criminal involvement, issue vehicle registrations and license plates and maintain inventory counts. Monitor driver and vehicle information, provide approval for vehicle ownership transfers, suspend/cancel licenses and registration permits, and ensure compliance with legislation.
- **Enforcement and Compliance**
Enforce compliance under the Act by carrying out audits of commercial carriers and drivers and motor vehicle inspection stations to ensure adherence to Standards under the National Safety Code. Assist in the safety recall of vehicles as required under federal regulations, conduct roadside inspections, manage the Borden Scale House, and coordinate enforcement actions for infractions or unsafe practices.
- **Regulatory Development and Oversight**
Consult with internal and external stakeholders, create and prescribe official forms, policies, and regulatory amendments related to statutes under the authority of the Minister related to Highway Safety.
- **Medical Fitness and Driver Evaluation**
Process driver fitness referrals from police, doctors and other agencies, schedule driver interviews and testing based on recommendations from the Registrar, support commercial driver oversight on required medical certificates, and facilitate medical cancellations or restrictions as required under the Act.

In collaboration with Highway Safety, Registration and Licensing Services are carried out through a Service Level Agreement with Access PEI which is responsible for the delivery of these services to the public.

Number of Vehicle Registrations

Registration Type	2023-2024	2024-2025
Cars	92,152	91,350
Trucks	32,280	31,819
Motorcycles	3,126	2,952
Buses	499	513
Trailer	21,641	21,883
Off-Road Vehicle	9,285	10,111
Miscellaneous - Other Vehicles	1,445	1,401
Total	160,428	160,029

Number of Drivers per Class

Class	2023-2024	2024-2025
CLASS 1 - Tractor Trailers	4,928	4,852
CLASS 2 – Bus (more than 24 passengers including School Bus)	1,452	1,455
CLASS 3 - Trucks over 14,000 kg	4,132	4,105
CLASS 4 - Ambulance, Bus, Taxi (less than 24 passengers)	2,827	2,999
CLASS 5 - Car, Light Truck	111,765	111,911
CLASS 6 - Motorcycle	12,859	12,867
CLASS 7 - Beginner's Instruction Permit	5,059	5,336
Total	143,022	143,525

Total Number of New License Plates Sold*

Plate Type	2024	2025
Commercial	608	406
Farm	90	66
Dealer	32	19
Government Service	232	153
Motorcycle	755	735
Moped	8	4
Off-Highway	1,464	2,141
Passenger	17,803	13,080
Personalized Motorcycle	19	20
Personalized Passenger	541	371
Prorate	147	91
Snowmobile	589	293
Special Mobile	120	93
Service Vehicle	61	26
Transporter	8	1
Trailer	2,673	2,016
Third Year (commercial)	166	114
Ham Radio Operator	1	2
Ground Search and Rescue	8	
Firefighter	145	174
Veteran	93	81

Plate Type	2024	2025
Veteran (MC)	17	8
Farm No Expiry	138	148
Recreational Vehicle	1	1
Paramedic	15	12
Antique	9	15
Ambulance	8	0

*By calendar year

Conservation License Plates

Conservation License Plates were made available to the public for sale on September 20, 2013, for an annual fee of \$10 with all proceeds going to the Wildlife Conservation Fund. Conservation plates are available in French and in English with five unique designs: Red Fox; Blue Jay; Brook Trout; Canada Goose; and, Lady Slipper.

Number of Conservation Plates Sold

Conservation Plate Type	2020-2021	2021-2022	2022-2023	2023-2024	2024-2025
Fox	1,241	1,222	1,125	744	754
Blue Jay	497	497	441	305	321
Goose	337	333	284	160	217
Trout	377	374	344	229	232
Lady Slipper	246	241	244	168	188
Total	2,698	2,667	2,438	1,606	1,712

Annual Sales (2013-2014 to 2019-2020)

2013-2014	2014-2015	2015-2016	2016-2017	2017-2018	2018-2019	2019-2020
12,276	6,945	2,061	2,085	2,366	2,348	2,308

In 2024-2025, the Red Fox design remains the most popular Conservation Plate.

Number of Electric Vehicle Plates Sold*

Fuel Type	2020	2021	2022	2023	2024
Battery Electric Vehicle (BEV)	76	198	525	751	1,180

Fuel Type	2020	2021	2022	2023	2024
Hybrid Electric Vehicle (HEV)	642	923	1,161	1,566	2,276
Plugin Hybrid Electric Vehicle (PHEV)	54	100	177	311	576
Gas	105,014	117,221	115,507	115,845	116,895

*By calendar year

DRIVER RECORDS SECTION

The Driver Records Unit is responsible for maintaining comprehensive records of drivers across Canada who have been convicted of motor vehicle-related offences and are scheduled for remedial interventions, including interviews or re-examinations. Central to this function is the Records Management System (RMS), a core program designed to support the efficient and effective administration of driving records, enables timely access to accurate data, ensuring informed decision-making and consistent management of driver and carrier oversight activities. In alignment with the Canadian Council of Motor Transport Administrators (CCMTA) principle of “One Driver, One Record,” Prince Edward Island designates the RMS as the sole repository for all driver history. RMS serves as the Province’s authoritative source of accurate and complete driver records, supporting consistent and centralized record keeping.

Driver Records staff maintain strong collaborative relationships with law enforcement agencies across the Province, as well as with key government partners, most notably the Office of the Attorney General. Operational responsibilities are primarily governed by the Highway Traffic Act, Roads Act, Dangerous Goods Act, and the Maintenance Enforcement Act.

Staff are tasked with the evaluation, preparation, and processing of convictions under these statutes, including driver-related offences under the Criminal Code of Canada. In the reporting period, the Driver Records Section processed approximately 9,168 motor vehicle-related convictions. This section also issues driver abstracts which are accessible to insurance companies, law enforcement, legal professionals, and individual citizens. This service supports informed decision-making and contributes to public safety and regulatory compliance.

A summary of the major activities is shown below.

Driver License Suspensions and Cancellations	2023-2024	2024-2025
Section 320.14 1A Criminal Code (Impaired Driving)	42	35
Section 320.14 1B Criminal Code (Failing the Breathalyzer)	230	217
Section 320.15 1 Criminal Code (Refusal of the Breathalyzer)	28	29
Total Alcohol Related Convictions	300	281
Administrative Driving Prohibitions	300	307
7 Day Suspensions 277.1 (3.2) <i>Highway Traffic Act</i>	123	141
30 Day Suspensions 277.1 (3.3) <i>Highway Traffic Act</i>	3	4

Driver License Suspensions and Cancellations	2023-2024	2024-2025
90 Day Suspensions 277.1 (3.5) <i>Highway Traffic Act</i>	2	2
Vehicle Impoundments	423	463
Demerit Point System (Point Accumulation)	332	375
Theft of a Motor Vehicle	23	9
Default in Payment of Fine(s)	3,693	2,328
Failure to Satisfy a Judgment (accident with an uninsured vehicle)	1	1
Number of Warning Letters Issued (point accumulation)	788	1,011
Number of Driving Record Interviews Issued (point accumulation)	138	159
Reinstatement of Driving Privileges from Suspension/Cancellation	1,783	1,776

Driver Re-examinations (request from Law Enforcement, Medical Practitioner, etc.)	2023-2024	2024-2025
Medical Referrals Issued	357	339
Medical Referrals Issued for Commercial Drivers	3,388	3749
Vision Referrals Issued	142	122
Driving Re-Examinations Conducted	871	809
Driving Record Interviews	30	19
Restricted Driver Licenses Issued	11	9
Requests for Abstracts of Driving Records from Insurance Companies and Individuals	38,642	40,136
Revenue for Abstract of Driving Records	\$997,925	\$1,035,850

Impaired Driving Convictions

Repeat Impaired Driving Offenders				
Calendar Year	First (%)	Second (%)	Third or More (%)	Total Impaired Convictions
2024	70.21	17.02	12.77	282
2023	66.88	21.10	12.01	308
2022	68.24	18.45	13.30	263
2021	67.18	16.22	16.60	259
2020	74.80	21.30	3.70	243
2019	66.30	18.68	15.02	273
2018	67.50	21.00	11.50	234
2017	67.70	17.00	15.30	229

Repeat Impaired Driving Offenders				
Calendar Year	First (%)	Second (%)	Third or More (%)	Total Impaired Convictions
2016	66.0	19.3	14.7	253
2015	67.0	17.6	15.4	239
2014	62.7	22.4	14.9	241
2013	56.9	17.8	25.3	297
2012	57.8	22.3	19.9	327
2011	60.3	19.6	20.1	373
2010	63.4	18.9	17.7	424
2009	59.7	18.1	22.2	392
2008	57.8	23.3	18.9	365
2007	64.5	19.0	16.5	411
2006	56.2	24.1	19.7	345
2005	63.8	19.1	17.1	304
2004	65.8	15.2	19.0	301
2003	63.6	21.2	15.2	348
2002	56.1	23.9	20.0	394
2001	60.7	20.5	18.8	424
2000	59.1	22.8	18.1	430

International Registration Plan

Staff within this unit administer the International Registration Plan (IRP), a reciprocal agreement among Canadian and U.S. jurisdictions that facilitates the payment and distribution of commercial vehicle registration fees based on total distance traveled. It enables inter-jurisdictional and intra-jurisdictional movement without the need for separate permits.

Vehicles exceeding 11,794 kg (26,000 lb) or buses operating across multiple jurisdictions typically require IRP registration. Although license fees are paid to the various jurisdictions in which fleet vehicles are operated, only one license plate and one cab card is issued for each fleet vehicle when registered under the Plan. While participation is optional, non-registered carriers must obtain temporary or single trip permits for travel outside their base jurisdiction. Under the IRP, inter-jurisdictional carriers must file application(s) with the jurisdiction in which they are based; the application lists the vehicles to be apportioned, the fleet distances for each jurisdiction and the declared gross vehicle weights for each jurisdiction.

Vehicles are issued an apportioned license plate and cab card which allows the vehicle to travel through all IRP member jurisdictions. During the reporting period from April 1, 2024, to March 31, 2025, a total of 211 Prince Edward Island-based carriers registered 979 vehicles under the IRP.

Staff undertake the following key actions to uphold the IRP Reciprocity Agreement in alignment with jurisdictional requirements:

- Verify Carrier Eligibility and Jurisdictional Compliance.
- Coordinate Interjurisdictional Data Sharing and Fee Allocation.
- Monitor and Enforce Recordkeeping and Audit Standards.

IRP Clearinghouse

The IRP Clearinghouse is a service offered by International Registration Plan, Inc. to facilitate the collection, transmission, and reconciliation of IRP apportionable fees and data among its member jurisdictions (US states, Canadian provinces, and the District of Columbia).

Prince Edward Island has been a participating member of the IRP Clearinghouse since November 2002. The Clearinghouse involves the electronic exchange and reconciliation of registration and tax fee information and funds through a central computer system. The system tracks all amounts due to/from a base jurisdiction, to/from all foreign jurisdictions and provides reports on this information. Presently 59 jurisdictions are members of the Clearinghouse.

IRP services are provided at the Charlottetown office of the Highway Safety Division. The distribution of revenue for the fiscal year April 1, 2024 - March 31, 2025, is listed in the tables that follow.

DISTRIBUTION OF REVENUE COLLECTED FROM PEI BASED CARRIERS FOR CANADIAN JURISDICTIONS APRIL 1, 2024 - MARCH 31, 2025

Prov.	Registration Fees	RST	HST	Admin Fees	Audits	Other Add Fees	Total Fees
PE	617,665.00	7,500.00	30,888.33	51,590.00	7,833.00	2,570.00	718,046.33
NB	680,198.20				2,371.34		682,569.54
NS	278,201.01				390.80		278,591.81
NL	6,628.55				0.61		6,629.16
QC	194,434.70				521.00		194,955.70
ON	145,751.00				384.00		146,135.00
MB	2,893.00	3,197.73			22.07		6,112.80
SK	3,855.00	3,460.92			16.43		7,332.35
AB	2,966.00				7.20		2,973.20
BC	4,590.83	4,913.14			20.37		9,524.34
Totals	1,937,183.29	19,071.79	30,888.33	51,590.00	11,566.82	2,570.00	2,052,870.23

All Fees are in Canadian Dollars. Error Correction for PEI and NS \$6,524.44 total PE Reg \$6,044.00 Admin \$200.00 NS Reg 280.44 It is taken into count above in registration and admin fees. RST – Retail Sales Tax

DISTRIBUTION OF REVENUE COLLECTED FROM PEI BASED CARRIERS FOR U. S. JURISDICTIONS
APRIL 1, 2024 - MARCH 31, 2025

Jurisdiction	Registration Fees	Audits	Sales Tax Fee	Additional Fees	Total Fees*
Alabama	91.15				91.15
Arizona	908.98				908.98
Arkansas	214.97				214.97
California	1,173.02				1,173.02
Colorado	233.40		103.72	11.82	348.94
Connecticut	11,320.96				11,320.96
Delaware	766.06				766.06
Dist. of Columbia	165.48				165.48
Florida	3,355.67				3,355.67
Georgia	1,266.82		487.06		1,753.88
Idaho	677.50			6.03	683.53
Illinois	2,192.41				2,192.41
Indiana	1,053.98		340.79	0.25	1,395.02
Iowa	545.77				545.77
Kansas	157.90			44.89	202.79
Kentucky	476.35		230.23		706.58
Louisiana	38.40				38.40
Maine	38,583.09		50,088.32		88,671.41
Maryland	4015.46				4015.46
Massachusetts	19,674.94				19,674.94
Michigan	2,697.80				2,697.80
Minnesota	398.75				398.75
Mississippi	112.32			74.88	187.20
Missouri	547.59				547.59
Montana	415.10			149.19	564.29
Nebraska	371.39				371.39
Nevada	154.87		124.28		279.15
New Hampshire	2,561.70				2,561.70
New Jersey	10,019.08				10,019.08
New Mexico	40.38				40.38
New York	18,548.55			4,599.26	23,147.81
North Carolina	5,867.84				5,867.84
North Dakota	337.68				337.68
Ohio	1,498.87				1,498.87
Oklahoma	230.85			31.28	262.13
Oregon	325.73				325.73
Pennsylvania	33,460.62				33,460.62
Rhode Island	120.12				120.12

Jurisdiction	Registration Fees	Audits	Sales Tax Fee	Additional Fees	Total Fees*
South Carolina	1,624.34			3,510.37	5,134.71
South Dakota	168.78				168.78
Tennessee	548.26				548.26
Texas	431.54				431.54
Utah	127.82			106.69	234.51
Vermont	3,431.34				3,431.34
Virginia	8,611.11				8,611.11
Washington	1,158.00			183.24	1,341.24
West Virginia	734.08		725.73		1,459.81
Wisconsin	1,215.71				1,215.71
Wyoming	199.99			333.23	533.22
Totals (US \$)	182,872.52	0.00	52,100.13	9,051.13	244,023.78

**DISTRIBUTION OF REVENUE COLLECTED BY CANADIAN JURISDICTIONS FOR PRINCE EDWARD ISLAND
APRIL 1, 2024 - MARCH 31, 2025**

Jurisdiction	Registration Fees	Audits	Sales Tax	Additional Fees	Total Fees
NB	236,384.64	106.11			236,490.75
NS	192,031.13	-11.93			192,019.20
NL	31,834.00				31,834.00
QC	36,231.73	15.27			36,247.00
ON	33,871.40	-2.40			33,869.00
MB	5,436.00				5,436.00
SK	179.00				179.00
AB	14,244.00				14,244.00
BC	1522.00				1,522.00
Totals (CAN \$)	551,733.90	107.05	0.00	0.00	551,840.95

**RECAP OF REVENUE COLLECTED FOR PRINCE EDWARD ISLAND UNDER
THE INTERNATIONAL REGISTRATION PLAN
APRIL 1- MARCH 31**

	2023 - 2024	2024 - 2025
Registration Fees Collected & Retained by PEI from PEI-based Carriers	575,546.60	625,498.00
Retail Sales Tax (RST) Collected & Retained by PEI from PEI-based Carriers		19,071.79
Admin Fees Collected & Retained by PEI from PEI-based Carriers	53,480.00	51,590.00

	2023 - 2024	2024 - 2025
Additional Fees Collected & Retained by PEI from PEI-based Carriers	1,295.00	2,570.00
Total Fees Collected & Retained by PEI from PEI Based Carriers	630,321.60	698,279.79
Registration Fees Collected by Canadian Jurisdiction for PEI	526,161.00	551,733.90
Total Fees Collected by Canadian Jurisdictions for PEI	526,161.00	551,733.90
Registration Fees Collected by US Jurisdictions for PEI (US Dollars)	164,161.00	229,202.34
Total Fees Collected by US Jurisdictions for PEI (US Dollars)	164,161.00	229,202.34
Total Canadian Fees Collected for PEI	1,156,482.60	1,250,463.69

Additional Fees = plates, duplicate registration and cab cards

RECAP OF REVENUE APRIL 1, 2024, to MARCH 31, 2025

Distribution of Revenue Collected from Prince Edward Island Base Plated Carriers

Revenue Retained by PEI	718,046.33
Revenue Collected for Canadian Jurisdictions	1,334,823.90
 Total Canadian Revenue Collected from PEI Base Plated Carriers	 2,052,870.23
Total U. S. Revenue Collected from PEI Base Plated Carriers	244,023.78

Distribution for Revenue Collected from Member Jurisdictions for Prince Edward Island

Revenue Collected for PEI by Canadian Jurisdictions	551,840.95
Revenue Collected for PEI by U. S. Jurisdictions	229,202.34

SUMMARY OF PEI BASED PLATED VEHICLES AND REGISTRANTS UNDER THE INTERNATIONAL REGISTRATION PLAN (IRP) January 1 – December 31

	2020	2021	2022	2023	2024
# of Power Units	917	1,018	979	980	979
Total Registrants	198	206	206	202	211

Driver Education and Testing

Driver Education Program

Highway Safety strongly encourages novice drivers to participate in a certified Driver Education Program. These programs play a vital role in providing drivers with knowledge about safe driving practices, minimizing the risk of collisions, and enhancing driver confidence through structured theory and practical instruction.

Applicants who are actively enrolled in an approved Driver Education Program may obtain an Instruction Permit (Class 7) upon reaching 16 years of age. To qualify for a road test, individuals must be at least 16 years old and have waited the standard 365 days before being eligible for a road test and move to Stage 2 of the Graduated Driver Licensing Program. This period is reduced to 275 days if the driver is enrolled in a driver education program.

The Licensed Driver Education Course is a standardized program approved by Highway Safety that supports the development of safe, knowledgeable, and responsible drivers. It is available to new residents over the age of 19 who hold a valid Class 5 (or equivalent) license from a non-reciprocity country, meet Highway Safety's vision standards, and can demonstrate a minimum of two years of driving experience through acceptable documentation.

The course is delivered through licensed driving schools and includes a minimum of 41 hours of training, combining in-class instruction, in-car observation, and practical driving. As of September 2025, Highway Safety has assumed full responsibility for administering all testing requirements for graduates of this program, further strengthening the integrity and consistency of driver evaluations.

During the reporting period, nine Licensed Driver Training Schools and two Licensed Commercial Driver Training Schools were registered on PEI, offering instruction in the operation of a motor vehicle, in-classroom and behind-the-wheel training as well as the standard observation time. While these schools are responsible for delivering all instructional components of driver education, Highway Safety Division retains sole responsibility for the administration of all written and on-road testing. This ensures that evaluation standards remain consistent, impartial, and aligned with national regulatory requirements.

Licensed Driver Training Schools – Class 5 Examinations

Fiscal Year	Written Examinations	Road Tests
2024-2025	1,380	1,517
2023-2024	1,425	1,104

SAFETY SECTION

The Safety Section addresses both driver and vehicle-related concerns to reduce highway collisions through education, evaluation, and enforcement. Its strategy emphasizes driver responsibility and aims

to enhance awareness of traffic laws and safe-driving practices via media outreach, driver testing, permitting, Commercial Vehicle Officer Training, licensing oversight, and correction of unsafe behaviors. Key programs include Highway Safety Promotion, Driver Improvement, Vehicle Inspection (light passenger and commercial), and adherence to the National Safety Code. Driver testing ensures that individuals meet the required standards of knowledge, skill, and physical and mental fitness as outlined in the Highway Traffic Act and departmental policies.

The Safety Section plans and co-ordinates the following activities:

- Promotion of Highway Safety
- Driver Improvement Programs
- Motor Vehicle Inspection
- Highway Weight Enforcement
- Auditing Commercial Vehicle and Drivers as per National Safety Code standards

The basic objective of driver testing is to establish and maintain acceptable standards for the issuance of driver licenses for all classes of vehicles in accordance with the provisions of the *Highway Traffic Act*, regulations, and department policies. A driver requires the necessary knowledge, skill, physical and mental ability to operate a motor vehicle to obtain a driver's license.

A Driver Examiner tests all drivers applying for an initial license at Highway Safety, as well as those applying for a higher class of license. Tests are passed by successfully completing a written examination of rules of the road, a vision screening, and a behind-the-wheel-road test.

Highway Safety Examinations- All Examinations

Fiscal Year	Written Knowledge Test	Road Tests
2024-2025	2,114	3,199
2023-2024	2,102	3,194

Driver Improvement Program

Under the *Highway Traffic Act*, any driver suspended under the Demerit Point System is required to complete a Driver Improvement Course within six months following the reinstatement of their driver's license. The primary function of driver improvement is to identify problem drivers through their driving record.

Interviews are conducted to encourage drivers to recognize the risk involved in not adhering to the rules of the road, to help drivers upgrade their driving skills and improve attitudes towards accepting responsibility and obeying traffic laws.

When a driver accumulates six or more demerit points, they are advised of the consequences which could result by the accumulation of additional demerit points. Nine or more demerit points require the driver to attend a driver improvement interview designed to recognize and address the problem. Twelve or more demerit points will result in a 3-month suspension, attending a mandatory reinstatement interview and

Driver Improvement Course. Failure to attend this course may lead to further suspension.

During the reporting period, a total of 54 drivers underwent the Driver Improvement Course.

Driver Rehabilitation Program

A Driver Rehabilitation Program is conducted for a first-time offender convicted of impaired driving. This program is a requirement before a driver's license is reinstated. Under the Criminal Code of Canada, drivers who are convicted of a second or subsequent offence for impaired driving pursuant to sections 320.14(1)(a) (impaired driving), 320.14(1)(b) (failing the breathalyzer), or 320.15(1) (refusal of the breathalyzer) must complete a driver risk assessment conducted by Highway Safety. This assessment must be completed before Highway Safety will consider this driver for reinstatement. A referral to Addiction Services or a Driver Rehabilitation Program could be required. During the reporting period, 13 drivers completed the Driver Rehabilitation Program.

Ignition Interlock Program

This program is available to offenders following a driving-while-impaired conviction and will allow for early reinstatement of a driver's license upon successful application. It is designed to encourage individuals to seek help quickly and address any alcohol-related problems. The Ignition Interlock Program is a mandatory requirement for reinstatement of a driver's license for all alcohol-based convictions of impaired driving on PEI. Eligible drivers are issued a restricted driver's license once the interlock device is installed on the vehicle. The device prevents the vehicle from being started if alcohol is detected in the driver's breath. All activity is recorded and monitored by Highway Safety via a built-in data logger. Failure to comply with operational requirements will result in the removal of the interlock device and reinstatement of the suspension period.

Ignition Interlock Installations

Year	Total Driving While Intoxicated Convictions	Total Ignition Interlock Devices Installed
2024	281	160
2023	300	203
2022	263	168
2021	250	191
2020	243	181
2019	279	186
2018	250	191
2017	229	186
2016	249	210
2015	239	192
2014	241	139
2013	297	179

Year	Total Driving While Intoxicated Convictions	Total Ignition Interlock Devices Installed
2012	327	94
2011	373	99
2010	424	73
2009	392	68
2008	365	61
2007	411	47

Novice Driver Course

The Novice Driver Course (NDC) on Prince Edward Island is a mandatory educational program for new drivers who hold an Instruction Driver's Permit (Class 7 license) and are not enrolled in a certified driver education program. The NDC is administered by Highway Safety and is designed to provide new drivers with essential knowledge about safe driving practices, PEI-specific traffic rules, the Graduated Driver Licensing Program (GDL), and road safety considerations such as winter driving and school bus safety. The NDC ensures that new drivers are adequately prepared before attempting the road test for their Class 5 license.

During the reporting period, a total of 890 students successfully completed the Novice Driver Course.

Novice Driver Course for Newcomers

The Novice Driver Course for Newcomers (NDCN) is distinct from the standard Novice Driver Course in that it is specifically designed for individuals who are new to Prince Edward Island and hold a valid driver's license from a country without a formal license exchange agreement.

Unlike the NDC, which is intended for local novice drivers not enrolled in a certified education program, the NDCN addresses jurisdictional differences in road rules, licensing standards, and driving conditions. Administered by Highway Safety, the course provides targeted instruction on PEI-specific regulations, safe driving practices, and the Graduated Driver Licensing Program.

Participants must first pass the Rules of the Road knowledge exam and obtain a PEI photo identification card before registering. The course is approximately four hours in duration and may be delivered in one or two sessions.

During the reporting period, 1,052 individuals successfully completed the NDCN.

Defensive Driving Course / Motorcycle Safety Course

Courses on safe driving habits have been developed by the Canada Safety Council with the cooperation of provincial governments. In Prince Edward Island, this course is administered by Island First Aid Services. Attendance at these courses is voluntary. Those who successfully complete the course receive a bonus of 3 points which can be used as a credit in the Demerit Point System. During the year, a total of 110 drivers

successfully completed the Defensive Driver Course. Online Defensive Driving Course has been approved for demerit point credit and offered at Island First Aid Services and JVI.

Collision and Reporting System (CARS) & Collision Reporting and Occurrence Management System (CROMS)

During the year 2024, there were 1,724 collisions resulting in 449 injuries and 22 fatalities. The fatalities included 10 drivers of vehicles, 5 passengers of vehicles, 4 motorcycle drivers and 3 pedestrians.

Traffic Safety Promotion

Highway Safety provides information regarding traffic safety through news media, brochures, posters and pamphlets. Campaigns are conducted promoting rules of the road, bicycle safety, off-highway vehicle rules, vehicle safety, winter driving tips, registration and license renewal reminders and seat belt use. A continuous campaign is conducted to encourage drivers not to drink and drive.

Motor Vehicle Inspection

A provincial Motor Vehicle Inspection (MVI) Program ensures a vehicle's mechanical systems meet required safety standards through annual inspections as authorized under the Motor Vehicle Inspection Regulations. The MVI Program applies to all motor vehicles in operation on the highway and registered in the Province. Inspection stations and certified mechanics are required to meet specific criteria to be licensed by the Province through Highway Safety. The stations and mechanics are closely monitored by Motor Vehicle Inspection Officers.

Maintaining annual inspections is essential to ensuring that the defects reflected in the statistics below are identified and corrected in a timely manner, rather than being allowed to worsen while vehicles remain in operation, which poses increased risk to PEI drivers.

Motor Vehicle Inspection Statistics 2024-2025

No. Stations	No. Mechanics	Inspection Results	Cars Light Trucks	Farm Trucks	Motorcycle Light Trailer	Trailers with Brakes
321	751	Passed	113,563	8,784	1,754	2,082
		Rejected	432	58	14	19

Motor Vehicle Defects 2024-2025

Type of Vehicle	Defective Brakes	Defective Tires/Wheels	Defective Suspensions	Defective Steering	Defective Exhaust	Defective Body/Frame	Windshield & Glazing
Light Passenger	15,759	6,873	8,594	4,237	3,329	3,064	1,400
Commercial	2,118	311	406	340	197	64	156

Salvage Vehicle Inspection Program

The Salvage Vehicle Inspection Program was implemented on May 1, 2013, by an amendment to the Motor Vehicle Inspection Regulations. The program now applies to all "salvage" branded cars and light trucks. These vehicles are required to have an inspection conducted by an authorized inspection mechanic with the qualification to inspect salvage vehicles.

Commercial Vehicle Enforcement

Commercial Vehicle Enforcement Officers (CVEO), in cooperation with police agencies as well as stakeholder organizations, conduct roadside vehicle check stops throughout the year. Items checked include driver's license, vehicle registration, vehicle inspection, insurance coverage, use of seat belts, window tint and infractions under the *Liquor Control Act*. Borden Scales is now fully staffed with full-time employees; five new officers are currently working through their probationary period. Highway Safety recently completed Stage 5 in Truckers Against Trafficking Theory of Change within the transportation sector.

Commercial Vehicle Inspection Facilities (Stationary Scales)

There is one weigh scale station in Prince Edward Island located at Borden-Carleton. It is open 24 hours a day throughout the year and is staffed by ten full-time officers. Commercial Vehicle Enforcement Officers are responsible for enforcement of the *Roads Act* and *Vehicle Weights and Dimensions Regulations*, *Highway Traffic Act and Regulations*, *Transportation of Dangerous Goods Act and Regulations*, *Plant Health Act* and the *Animal Health Act*. Commercial Vehicle Enforcement Officers assist with the scanning and data entry of the Motor Vehicle Inspection System (contributing to the storage of 90,000 information forms yearly).

Under the five-year Road Safety Transfer Payment Program (RSTPP), Highway Safety staff within the Regulatory Programs Unit (Commercial Vehicle Enforcement, Motor Vehicle Inspection Program, National Safety Auditory Program) had the resources to undertake a range of initiatives. These included monitoring carrier safety and the issuance of new Safety Fitness Certificates for carriers, conducting Commercial Vehicle Safety Alliance (CVSA) inspections, performing facility audits in accordance with NSC Standard #15, as well as data collection, analysis and reporting, public education and outreach. During the life of the contribution agreement, Highway Safety was able to acquire mobile weigh scales to improve roadside enforcement, and updated uniforms and protective vests for commercial vehicle enforcement officers ensuring both operational effectiveness and officer safety.

Commercial Vehicle Enforcement Statistics

Movement of Trucks through Borden Scales

Activity	Location	Number
Canadian Trucks	Borden/Carleton Scales	389,133
U.S. Trucks	Borden/Carleton Scales	792

Driver and Vehicle Checks

Activity	Location	Number
Driver's Documents	Borden/Carleton Scales	17,264
Hours of Work (Driver's Log)	Borden/Carleton Scales	291
Trip Inspections	Borden/Carleton Scales	291
Dangerous Goods Inspections	Borden/Carleton Scales	74

Miscellaneous Activities

Activity	Location	Number
Forest Products	Borden/Carleton Scales	1,022
<i>Apiary Act</i>	Borden/Carleton Scales	26
<i>Animal Health Act</i>	Borden/Carleton Scales	227
<i>Fisheries Product Act</i>	Borden/Carleton Scales	2,057

Permits Issued

Type	Location	Number	Revenue
In-Transit	Borden/Carleton Scales	79	790.00
Oversize	Borden/Carleton Scales	1,031	124,500.00
Overweight	Borden/Carleton Scales	318	40,630
Trip	Borden/Carleton Scales	586	144,150.00
Fuel	Borden/Carleton Scales	1,203	30,075.00
Work	Borden/Carleton Scales	122	40,800.00
Non-Compliance	Borden/Carleton Scales	210	42,000.00
Other Front-End Decals	Borden/Carleton Scales	53	1,060.00
Total		3,602	\$424,005.00

Recorded Violations

Item	Location	Number	Revenue
<i>Roads Act</i>	Borden/Carleton Scales	129	24,433.00
<i>Highway Traffic Act</i>	Borden/Carleton Scales	14	2,100.00
Total		143	\$ 26,533.00

Enforcement Officers conduct Commercial Vehicle Safety Alliance (CVSA) roadside inspection of drivers and vehicles and loads carried. Vehicles inspected fall into three categories:

- Pass (CVSA sticker applied to vehicle);
- Out of Service (vehicle must be towed or repaired before it proceeds)
- Restricted (vehicle must be repaired before next dispatch.

Drivers inspected fall into two principle areas - Non-compliant and Compliant. These inspections would include entries such as hours of service (logbook), status of license, required endorsements.

Commercial Vehicle Safety Alliance Statistics

Item	2023-2024	2024-2025
Total Number of Trucks & Truck Trailers Inspected	266	232
Power Units Out of Service	27	25
Tractor Trailers Out of Service	16	18

The Portable Scale Unit

The Portable Scale Unit consists of one vehicle and portable wheel-weigher scales. The unit is staffed by two permanent full-time officers. One additional unit was added in late 2015 consisting of two officers. Officers enforce the *Roads Act*, *Vehicle Weight Regulations*, *Highway Traffic Act*, *Transportation of Dangerous Goods Act*, *Fuel Tax*, *Plant Health Act* and *Animal Health Act*.

Portable Scales Statistics	
Charges	55
Revenue	\$24,316.00

Carrier Management

The National Safety Code Auditor completed 20 educational visits to carrier locations throughout the Province. As well, there were 7 Carrier Audits completed.

Dealer Audits

Highway Safety Officers completed audits of the Licensed Dealers in P.E.I. These audits are to ensure compliance with the regulations for holding a Dealer's Trade License. There were 24 audits done in the past year.

Prince Edward Island License Plate Types:


















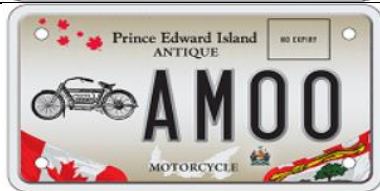
Image – English	Image – French	Plate Description
		Passenger
		Conservation Red Fox
		Conservation Blue Jay
		Conservation Trout
		Conservation Goose
		Conservation Lady Slipper
		Electric
		Farm

Image – English	Image – French	Plate Description
		Commercial
		Trailer
		Transporter
		Dealer
		Prorate
		Service Vehicle
		Special Mobile
		Veteran

Image – English	Image – French	Plate Description
		Recreational Vehicle
		Canadian Coast Guard Auxiliary
		Firefighter
		Ground Search & Rescue
		Paramedic
		Canada's Food Island
		Government
		Amateur Radio

Image – English	Image – French	Plate Description
The English antique license plate features a cream background with red maple leaves at the top. It reads "Prince Edward Island ANTIQUE" at the top, "NO EXPIRY" in a small box, and "CANADA'S FIRST AUTOMOBILE" at the bottom. The registration number "AAA 000" is in large black letters, with a small steam car illustration between "AAA" and "000".	The French antique license plate has a similar cream background with red maple leaves. It reads "Île-du-Prince-Édouard Véhicule ancien" at the top, "Véhicule à vapeur Water" with a small steam car illustration, and "Première automobile du Canada" at the bottom. The registration number "AAA 000" is in large black letters.	Antique
The English vintage cruisers license plate has a cream background with a black and white illustration of a building on the left. It reads "Prince Edward Island Vintage Cruisers" at the top and "Birthplace of Confederation" at the bottom. The registration number "0 000" is in large black letters.		Vintage Cruisers
The English snowmobile license plate is light blue with a green border. It features the Prince Edward Island crest, "PRINCE EDWARD ISLAND" at the top, and "CANADA" at the bottom. The registration number "SOAAA" is in large green letters.	The French snowmobile license plate is light blue with a green border. It features the Île-du-Prince-Édouard crest, "ÎLE-DU-PRINCE-ÉDOUARD" at the top, and "CANADA" at the bottom. The registration number "SOAAA" is in large green letters.	Snowmobile
The English off-highway license plate is light blue with a green border. It features the Prince Edward Island crest, "PRINCE EDWARD ISLAND" at the top, and "CANADA" at the bottom. The registration number "H0000" is in large green letters.	The French off-highway license plate is light blue with a green border. It features the Île-du-Prince-Édouard crest, "ÎLE-DU-PRINCE-ÉDOUARD" at the top, and "CANADA" at the bottom. The registration number "H0000" is in large green letters.	Off-Highway - ATV
The English dealer license plate is yellow with red text. It reads "Prince Edward Island" at the top, "DLR000" in large red letters, and "Dealer" at the bottom.		ATV Dealer
The English motorcycle regular license plate is light blue with a green border. It features the Prince Edward Island crest, "PRINCE EDWARD ISLAND" at the top, and "CANADA" at the bottom. The registration number "MAAAO" is in large green letters.	The French motorcycle regular license plate is light blue with a green border. It features the Île-du-Prince-Édouard crest, "ÎLE-DU-PRINCE-ÉDOUARD" at the top, and "CANADA" at the bottom. The registration number "MAAAO" is in large green letters.	Motorcycle Regular 7"
The English motorcycle firefighter license plate is light blue with a green border. It features a Maltese cross with "FD" in the center, "PRINCE EDWARD ISLAND" at the top, and "CANADA" at the bottom. The registration number "0A00" is in large green letters.	The French motorcycle firefighter license plate is light blue with a green border. It features a Maltese cross with "FD" in the center, "ÎLE-DU-PRINCE-ÉDOUARD" at the top, and "CANADA" at the bottom. The registration number "0A00" is in large green letters.	Motorcycle Firefighter 7"
The English motorcycle ground search and rescue license plate is light blue with a green border. It features a compass rose, "PRINCE EDWARD ISLAND" at the top, and "CANADA" at the bottom. The registration number "0000" is in large green letters.	The French motorcycle ground search and rescue license plate is light blue with a green border. It features a compass rose, "ÎLE-DU-PRINCE-ÉDOUARD" at the top, and "CANADA" at the bottom. The registration number "0000" is in large green letters.	Motorcycle Ground Search & Rescue

Image – English	Image – French	Plate Description
		Motorcycle Veteran
		Motorcycle Antique

General Terms and Systems:

Transportation Statistics and Database Applications

To inform decision-making on transportation issues, Highway Safety works closely with IT Shared Services to maintain the following computer applications which Highway Safety staff populate and generate statistical information:

Carrier Management System (CMS)

Monitoring, regulating, and rating of the carriers of commercial vehicles. It covers all aspects of driver qualification, vehicle compliance and safety management of commercial vehicle.

Canadian Agreement on Vehicle Registration (CAVR)

The Canadian Agreement on Vehicle Registration (CAVR) is a reciprocity agreement for carriers operating interprovincially. CAVR establishes prorated registration and licensing rules for Category B vehicles when legally registered in their home jurisdiction. CAVR ensures that vehicles not covered under the larger IRP receive limited reciprocal licensing benefits, allowing them to operate within different provinces without needing to be fully registered in each jurisdiction. They cannot be used for intra-provincial transportation, unless they meet conditions in Article V of the Agreement.

Collision and Accident Reporting System (CARS)

The management of rural highway collisions through collection of data from the Royal Canadian Mounted Police with the capability of ad hoc query and reporting.

Collision Reporting and Occurrence Management System (CROMS)

The management of highway collisions in Charlottetown and Summerside through collection of data from Charlottetown City Police and Summerside City Police with the capability of ad hoc query and reporting.

Driver Vehicle System (DVS)

Provincial Driver Licensing and Vehicle Registration System, which generates revenue for the Province.

Electronic Abstract System (CGI)

Automated Insurance Abstract Management and Billing System for CGI that is processed via FTP.

Enforcement Officer Reporting System (EORS)

Records all daily activity, traffic stops and permits for portable and fixed scale operations.

International Registration Plan (IRP) and IRP Clearing House

Vehicle Registration Program that interprets business rules and calculates fees and taxes for Canadian and US jurisdictions.

Inter-Provincial Records Exchange System (IRE)

The exchange and sharing of Driver Licensing and Records along with Vehicle Registration Information between provinces and states.

Motor Vehicle Inspection System (MVIS)

Supporting the management of the MVI program. Database stores individual MVI reports, station and mechanic information.

Photo ID System

The management of digital photos and signatures for driver's licenses, instruction permits and identification cards.

Records Management System (RMS)

The management and maintenance of all records of PEI drivers and convictions for motor vehicle related offences. The system generates all daily correspondence.

Telephone Vehicle Registration System (TVRS)

Interactive voice response system for passenger vehicle registration.

Information Technology-Supported Computer Applications

Within the Department, the Information Technology Section supports computer applications.

Regional Weather Information System (RWIS)

The tracking and provision of information on weather and road conditions on PEI.

Construction Analysis and Tracking System Remote (CATS Remote)

The management of load tickets for printing and monitoring. This system runs parallel to CATS during the construction season.

Construction Analysis and Tracking System (CATS)

The tracking of all Government of PEI construction contracts from tender submissions through payout.

Fleet Management System (FMS)

The management of the corporate fleet of vehicles by monitoring all payments and expenses for all departments, plus manages parts inventory, labour and maintenance for Government garages.

Integrated Traffic Monitoring System (ITMS)

The tracking of vehicle traffic data for all PEI highways and generates ad hoc reports.

Land Information Management System (LIMS)

Tracks and monitors Crown owned land history from current to past leaseholders along with use of land.

Travel Claims System (TCS)

Tracks travel claims by employees with the Department of Transportation & Infrastructure.

Pavement Management System (PMS)

The collection of data on pavement conditions and road attributes.

Highway Lab Information Management System (HLIMS)

The collection of data from an array of tests on materials and soils to ensure compliance with the department's specifications.

PUBLIC WORKS AND PLANNING DIVISION

The Division provides the staff and resources required to:

- Complete the design and construction of new capital building projects, as well as, renovation of existing buildings for Government departments, boards, and agencies.
- Operate and maintain buildings owned or leased by the Department.

General activities and specific projects carried out by each Section are summarized as follows:

BUILDING DESIGN AND CONSTRUCTION

The Building Design and Construction Section is responsible for the design and preparation of tender documents required for the construction or renovation of various government and client buildings; as well as the supervision and inspection of construction work to ensure that contracts are completed in accordance with plans, specifications, and budget allocations. The design work is either performed by staff or private consultants, engaged for a specific project. The design and planning work includes the following:

- evaluation of existing buildings
- development of concept plans

- preparation of cost estimates
- preparation of working drawings and specifications required to obtain tenders, receipt of tenders and preparation of construction contracts
- construction contract administration and quality control
- preparation of request for proposals covering required consultant and construction management services and evaluation of these proposals.

Schedule of Construction Tenders Received

April 1, 2024 - March 31, 2025

Former Riverview Manor – Demolition – 4-Apr-24

Island Coastal Services Ltd.	\$783,764.06
Kings County Construction Ltd.	\$885,159.50
Landmark Construction Inc.	\$1,005,621.00
Dexter Construction Company Limited	\$1,928,000.00
IQ Environmental Inc.	\$1,199,751.00

Queen Elizabeth Elementary School - Partial Roof Replacement and Metal Siding – 4-Apr-24

Brault Roofing PEI	\$512,972.00
Atlantic Roofers Ltd.	\$560,547.00
Evolution Roofing Group	\$637,300.00

Westisle Composite High School - Back Parking Lot Paving – 4-Apr-24

Chapman Bros. Construction Ltd.	\$266,650.00
Curran & Briggs Ltd.	\$275,000.00

Ellerslie Elementary School - Parking Lot Upgrades – 11-Apr-24

Curran & Briggs Ltd.	\$323,400.00
Chapman Bros. Construction Ltd.	\$424,233.00

Westwood Primary School - Gym Lighting Replacement – 11-Apr-24

A&B Electric Inc.	\$13,000.00
Rick Cudmore Electric	\$17,700.00
Ainsworth Inc.	\$27,000.00

New Annan Group Home - Ventilation System – 11-Apr-24

Poirier Heating & Cooling Inc.	\$22,885.00
--------------------------------	-------------

Souris Hospital - Roof Replacement – 18-Apr-24

Evolution Roofing Group	\$887,500.00
-------------------------	--------------

Ellerslie Elementary School - Windows Replacement & Exterior Wall Reveal Upgrades – 23-Apr-24

Perry's Construction Ltd.	\$78,000.00
---------------------------	-------------

Beach Grove Home - Boiler Replacement (Invite Only) – 23-Apr-24

Entire Mechanical Contractors	\$343,434.00
Precision Mechanical Inc.	\$372,000.00

Amherst Cove Consolidated School - Walkway Replacement – 2-May-24

Curran & Briggs Ltd.	\$99,200.00
Somerset Gardens Inc.	\$117,750.00
Landmark Construction Inc.	\$122,830.00
Earthform Corporation	\$133,000.00
CGW Property Services	\$225,535.00

Queen Elizabeth Elementary School - Exit and Emergency Lights Upgrade – 2-May-24

Entire Mechanical Contractors	\$42,700.00
Copper Shore Electric Ltd.	\$56,276.00
A&B Electric Inc.	Non-Compliant Bid

Somerset Consolidated School - Front and Side Walkway Replacement – 2-May-24

Earthform Corporation	\$48,000.00
Curran & Briggs Ltd.	\$48,310.00
Somerset Gardens Inc.	\$61,500.00
Landmark Construction Inc.	\$77,956.00

Malpeque Road Housing Development – 7-May-24

Landmark Construction Inc.	\$856,488.95
Island Coastal Services Ltd.	\$958,166.89
Earthform Corporation	\$1,163,800.00

New Bleacher Replacement - Three (3) Island Schools, Colonel Gray, KISH, Birchwood (Invite Only)
– 9-May-24

Centaur Products (Atlantic) Inc.	\$361,200.00
Ralph Connor Company Limited	\$402,393.00

La Commissiion scolaire de langue francaise(CSLF) - Office Fit-Up (Holman Building) – 9-May-24

Wilmac Construction Ltd.	\$398,700.00
MacLean Construction Ltd.	\$481,000.00
Leading Edge Group	\$528,000.00

Miscouche Consolidated School - Sidewalk Entry and Drainage – 9-May-24

Curran& Briggs Limited	\$70,300.00
------------------------	-------------

Prince County Hospital - Mixing Room Exhaust Fan Upgrade - 9-May-24

No Bid

Belfast Consolidated School - Partial Roof Replacement – 16-May-24

Atlantic Roofers Ltd.	\$89,918.00
-----------------------	-------------

Evolution Roofing Group	\$119,800.00
<u>Gulf Shore Consolidated School - Site Drainage & Sidewalk Replacement – 16-May-24</u>	
Curran & Briggs Ltd.	\$153,849.00
Somerset Gardens Inc.	\$169,900.00
Earthform Corporation	\$183,000.00
Island Coastal Services Ltd.	\$217,396.75
<u>Summerside Emergency Shelter - New Overnight Shelter – 22-May-24</u>	
MacLean Construction	\$1,948,000.00
Leading Edge Group	\$2,169,709.00
Wilmac Construction Ltd.	Non-Compliant Bid
<u>Parkdale Elementary School - Floor Tiles Replacement – 28-May-24</u>	
Tile Master Inc.	\$67,300.00
Top to Floors	\$67,312.00
<u>Vernon River Consolidated School - New Gym Floor & Lighting Upgrade – 28-May-24</u>	
WM&M (1993) Ltd.	\$166,800.00
MacLean Construction Ltd. (o/a APM MacLean)	\$198,000.00
Ralph Connors Company Ltd.	\$211,400.00
<u>Community Hospital O'Leary - Brick Repointing and Window Caulking – 30-May-24</u>	
Clark Masonry	Non-Compliant Bid
<u>Beach Grove Home - Exiting and Pathway Upgrades – 30-May-24</u>	
Island Coastal Services Ltd.	\$629,430.92
<u>Colville Manor - Cooling Upgrades – 30-May-24</u>	
	No Bid
<u>Englewood School - Exterior Wall Remediation – 30-May-24</u>	
WM&M (1993) Ltd.	\$309,000.00
Arsenault Bros. Construction Ltd.	\$482,970.00
<u>Hernewood Intermediate School - New Gym Floor – 30-May-24</u>	
MacLean Construction Ltd. (o/a APM MacLean)	\$299,500.00
WM&M (1993) Ltd.	\$309,000.00
<u>Western Hospital - Window Replacement – 30-May-24</u>	
	No Bid
<u>Summerside Public Health, Linden Ave - Wheelchair Ramp Replacement – 4-Jun-24</u>	
MacLean Construction Ltd. (o/a APM MacLean)	\$91,393.00

<u>Stratford High School TP#5 Building Shell – 4-Jun-24</u>	
WM&M (1993) Ltd.	\$17,854,000.00
Brighton Construction Inc.	\$21,656,000.00
<u>Stratford High School TP#7 – Electrical – 4-Jun-24</u>	
Olympia Electric Ltd.	\$10,696,000.00
Hansen Electric Ltd.	\$11,755,000.00
<u>Ellerslie Elementary School - Boiler Replacement – 6-Jun-24</u>	
Ron's Plumbing & Heating Inc.	\$208,900.00
<u>LM Montgomery Elementary School - Stand Alone Mobile Classroom – 6-Jun-24</u>	
WM&M (1993) Ltd.	\$290,500.00
MacLean Construction Ltd (o/a APM MacLean)	\$349,000.00
Leading Edge Group	\$336,000.00
<u>Beach Grove Home - Parking Lot Paving – 6-Jun-24</u>	
The Island Construction Limited	\$169,329.49
M&M Resources Inc.	\$189,990.00
102574 PEI Inc.	\$217,287.83
<u>Community Hospital O'Leary - Parking Lot Paving – 6-Jun-24</u>	
Curran & Briggs Ltd.	\$209,000.00
102574 PEI Inc. (o/a Hynes Paving)	\$211,789.00
<u>Stratford High School - Trade Package #10 - Ventilation and Heat Transfer – 6-Jun-24</u>	
Precision Mechanical Inc.	\$8,770,000.00
Entire Mechanical Contractors	\$8,970,000.00
Bevan Brothers Ltd.	\$9,384,000.00
<u>Stratford High School - Trade Package #8 - Fire Protection Services – 11-Jun-24</u>	No Bid
<u>Bloomfield Elementary School - Stand Alone Mobile Classroom – 13-Jun-24</u>	
GIA Limited	\$293,000.00
Wilmac Construction Ltd.	\$325,000.00
Leading Edge Group	\$349,000.00
<u>Birchwood Intermediate School - Concrete Stairs Replacement – 13-Jun-24</u>	
WM&M (1993) Ltd.	\$36,700.00
Ostridge Bros. (1983) Inc.	\$77,490.00
<u>Beach Grove Home - Elevator Modernization – 13-Jun-24</u>	No Bid

Community Hospital O'Leary - Brick Repointing and Window Caulking – 18-Jun-24

West Masonry Ltd.	\$220,000.00
Dinomac Masonry Ltd.	\$267,310.00
Clark Masonry	Non-Compliant Bid

Stratford High School - Tender Package #9 – Plumbing – 18-Jun-24

Bevan Brothers Ltd.	\$2,484,000.00
Precision Mechanical Inc.	\$2,864,000.00

Somerset Consolidated School - Stand Alone Mobile Classroom – 20-Jun-24

Wilmac Construction Ltd.	\$288,000.00
GIA Limited	\$295,000.00
Leading Edge Group	\$295,000.00
WM&M (1993) Ltd.	\$297,000.00

Queen Charlotte Intermediate School - Floor Tile Replacement (Invite Only) – 20-Jun-24

Tile Master Inc.	\$27,300.00
Tops to Floors	Non-Compliant Bid

Vernon River Consolidated School - Exterior Brick Wall Repair (Invite Only) - 20-Jun-24

WM&M (1993) Ltd.	\$49,500.00
------------------	-------------

Brackley Small Options - New Addition – 25-Jun-24

GIA Limited	\$284,000.00
WM&M (1993) Ltd.	\$292,000.00
Wilmac Construction Ltd.	\$293,000.00
Leading Edge Group	\$299,999.99

Elm Street Elementary School - New Stand Alone Mobile Classroom – 25-Jun-24

Diamond Red Corporation	\$495,000.00
Leading Edge Group	\$561,290.00
MacLean Construction Ltd (o/a APM MacLean)	\$591,000.00
B&S Construction Ltd.	Non-Compliant Bid

St. Jean Elementary School - Gym Ceiling and Lighting Upgrade – 26-Jun-24

WM&M (1993) Ltd.	\$102,000.00
MacLean Construction Ltd. (o/a APM MacLean)	\$113,000.00
Arsenault Bros. Construction Ltd.	\$129,000.00

Maplewood Manor - Siding Replacement – 27-Jun-24

JC Handyman	\$119,000.00
Perry's Construction Ltd.	\$240,000.00
GIA Limited	\$253,493.00

<u>Kensington Intermediate Senior High School - Site Improvements – 27-Jun-24</u>	
Island Coastal Services Ltd.	\$239,887.67
Curran & Briggs Ltd.	\$295,000.00
<u>Montague Consolidated School - Parking Lot Paving – 27-Jun-24</u>	
The Island Construction Limited	\$367,048.00
102574 PEI Inc. (o/a Hynes Paving)	\$381,921.77
<u>Stratford High School - Trade Package #8 - Fire Protection Services (Re-Issued) – 27-Jun-24</u>	
Island Sprinkler Systems Ltd.	\$535,000.00
Viking Fire Protection Inc.	\$840,000.00
B&G Sprinkler Ltd.	\$2,095,500.00
<u>Gymnasium Bleacher Replacement Two (2) Island Schools Westisle Composite High and Hernewood Intermediate – Invite Only– 4-Jul-24</u>	
Ralph Connor Company Limited	\$157,000.00
Centaur Products (Atlantic) Inc.	\$199,770.00
<u>Summerset Manor - Retaining Wall Replacement – 9-Jul-24</u>	
Somerset Gardens Inc.	\$258,800.00
Island Coastal Services Ltd.	\$373,682.96
Earthform Corporation	\$388,812.76
<u>Summerside Community Health Centre TP#2 - Interior Fit-Up & Partial Site Development – 11-Jul-24</u>	
Fitzgerald & Snow (2010) Ltd.	\$11,964,000.00
MacLean Construction Ltd. (o/a APM MacLean)	\$12,348,000.00
Pomerleau Inc.	\$13,445,756.00
<u>Wedgewood Manor - Parking Lot Paving – 11-Jul-24</u>	
Curran & Briggs Ltd.	\$119,300.00
<u>East Wiltshire Intermediate School - Stand Alone Mobile Classroom – 11-Jul-24</u>	
GIA Limited	\$291,000.00
WM&M (1993) Ltd.	\$293,000.00
DJC Construction Inc.	Non-Compliant Bid
<u>East Wiltshire Intermediate School - Partial Parking Lot Repairs - 11-Jul-24</u>	
102574 PEI Inc. o/a Hynes Paving	\$383,729.15
The Island Construction Limited	\$438,725.00
<u>Bluefield High School - Partial Parking Lot Repairs – 11-Jul-24</u>	
The Island Construction Limited	\$1,173,181.69

<u>Gulf Shore Consolidated School - Partial Roof Replacement – 18-Jul-24</u>	
Atlantic Roofers Ltd.	\$300,257.00
Evolution Roofing Group	\$347,500.00
<u>Queen Elizabeth Hospital - Residency Program Upgrade – 18-Jul-24</u>	
WM&M (1993) Ltd.	\$2,322,000.00
MacLean Construction o/a APM MacLean	\$2,499,845.00
<u>Morell Consolidated School - Concrete Stairs by Early Years Centre Replacement – 6-Aug-24</u>	
WM&M (1993) Ltd.	\$64,380.00
MacLean Construction Ltd. (o/a APM MacLean)	\$109,000.00
<u>Cardigan Consolidated School - Sustainable Upgrades - Geothermal System - 15-Aug-24</u>	No Bid
<u>Demolition - Former Charlottetown Curling Club – 29-Aug-24</u>	
Label Construction Ltd.	\$337,000.00
IQ Environmental Inc.	\$523,200.00
JBW Earthworks Ltd.	\$790,000.00
Island Coastal Services Ltd.	\$847,255.73
Dexter Construction Company Limited	\$1,373,000.00
Landmark Construction Inc.	\$2,900,621.00
<u>Acadian Museum - Heating & Cooling Upgrades – 29-Aug-24</u>	
Refrigeration Specialists Inc.	Non-Compliant Bid
<u>Colonel Gray Senior High School - Siemens Smart Flower Installation – 29-Aug-24</u>	
Hansen Electric Ltd.	\$139,700.00
<u>Greenfield Elementary School - Ventilation Upgrades – 29-Aug-24</u>	No Bid
<u>Stratford High School - TP#6 - Interior Fit-Up – 2-Oct-24</u>	
WM&M (1993) Ltd.	\$13,312,000.00
Brighton Construction Inc.	\$13,549,000.00
<u>Former Trempley Building - Interior Renovations – 22-Oct-24</u>	
WM&M (1993) Ltd.	\$390,000.00
CP Construction Services Inc.	\$429,000.00
Leading Edge Group	\$445,000.00
Arsenault Bros. Construction Ltd.	\$490,000.00
<u>Summerset Manor and Wedgewood Manor - AC Upgrades – 24-Oct-24</u>	
Refrigeration Specialists Inc.	\$499,200.00
Wei's Hardware Ltd.	Non-Compliant Bid

Island Waste Management Corporation (IWMC) Head Office - Exterior and Additional Office Space Renovations – 7-Nov-24

Wilmac Construction Ltd.	\$116,400.77
MacLean Construction Ltd. (o/a APM MacLean)	\$239,900.00

Southern Kings Consolidated School - Public Address System Upgrade – 14-Nov-24

Olympia Electric Ltd.	\$244,000.00
Hansen Electric Ltd.	\$327,700.00

Beach Grove Home and Prince Edward Home - AC Upgrades – 28-Nov-24

Refrigeration Specialists Inc.	\$1,035,000.00
Wei's Hardware Ltd.	Non-Compliant Bid

Red Point Campground - Existing Washroom Building Renovations - 28-Nov-24

B&S Construction Ltd.	\$295,003.10
J.P. Cheverie Construction Inc.	\$348,652.00

Maplewood Manor & Martha Stewart Ellis Home - AC Upgrades – 5-Dec-24

Wei's Hardware Ltd.	Non-Compliant Bid
---------------------	-------------------

Wedgewood Manor - Partial Flooring Replacement - 9-Jan-25

Tile Master Inc.	\$62,000.00
------------------	-------------

Beach Grove Home - Partial Flooring Replacement - 9-Jan-25

Tile Master Inc.	\$76,500.00
------------------	-------------

Red Point Campground - New Washroom Building - 14-Jan-25

J.P. Cheverie Construction Inc.	\$499,380.00
---------------------------------	--------------

Parkdale Elementary School - Floor Tiles Replacement - 27-Feb-25

Tile Master Inc.	\$93,000.00
Steamatic PEI	\$96,450.00
Multani Construction	Non-Compliant Bid

Wedgewood Manor - Dry Sprinkler System Upgrades - 4-Mar-25

Troy Life & Fire Safety Ltd.	\$56,000.00
Island Sprinkler Systems Ltd.	\$78,000.00

Colonel Gray High School - Windows and Doors Re-Caulking (North Side) - 6-Mar-25

Premium Caulking Inc.	\$31,477.00
Vintage Brick & Stone Inc.	\$57,050.00
Cameron Apartments Inc.	\$91,000.00

<u>Georgetown Elementary School - Crawl Space Asbestos Containing Material Abatement (Invited Tender)</u> <u>- 6-Mar-25</u>	
Island Abatement Ltd.	\$48,000.00
Inflector Environmental Services LP	\$196,800.00
<u>West Royalty Elementary School - Chimney Reconstruction - 13-Mar-25</u>	
West Masonry Ltd.	\$24,800.00
Elite Chimney Services Ltd.	\$34,334.00
<u>Western Hospital - Basement Drain Tile System - 13-Mar-25</u>	
Jenkins Holdings Inc. o/a Nasty Cracks	\$115,085.75
Ridgeback Basement Systems Ltd.	\$197,614.50
<u>Beach Grove Home - Elevator Modernization - 20-Mar-25</u>	No Bid
<u>Donagh Regional School - PA System Upgrade - 20-Mar-25</u>	
Hansen Solar Energy Ltd.	\$154,788.00
Olympia Electric Ltd.	\$206,000.00
<u>Gulf Shore Consolidated School - Chimney Reconstruction - 20-Mar-25</u>	
Gormley's Masonry Ltd.	\$9,460.00
West Masonry Ltd.	\$28,900.00
<u>Queen Elizabeth Elementary School - Walkway Replacement - 20-Mar-25</u>	
MacAusland Construction Ltd.	\$12,976.25
Curran & Briggs Limited	\$21,385.00
LD Construction	\$34,450.00
Somerset Gardens Inc.	\$38,900.00
H-Ex Construction	\$42,815.00

Projects from Previous Year

Contract administration and quality control was also provided for the following projects that were tendered prior to April 1, 2024 but under construction between April 1, 2024 to March 31, 2025:

- Queen Elizabeth Hospital – New Air Handling Units
- Montague Consolidated School - Renovations
- Eliot River Elementary School – Renovation, Addition
- Queen Elizabeth Hospital – Roof Replacement
- Queen Elizabeth Hospital – Electrical Upgrade
- School Ventilation Upgrades
- New Sherwood Elementary K-6 School – New Build

- 31 Unit Family Housing Complex (Lefurgey Ave, Summerside) – New Build
- Cardigan Consolidated School – Sustainable Upgrades – Solar Panels
- Beach Grove 30 Unit Seniors Housing Complex – New Build
- Georgetown Former Holy Trinity Anglican Church – Restoration
- Summerside Emergency Shelter
- Charlottetown Outreach Centre Relocation
- Kensington 10 Unit Seniors Housing – New Build
- Malpeque Road Modular Affordable Housing Apartments (145 Units) – New Build
- Old Riverview Manor - Demolition
- Mount Stewart 6 Unit Seniors and Family Housing – New Build
- Stratford High School – New Build
- Summerside Community Health Centre – New Build
- QEH Resident Accommodations – Space Fit-up
- Brackley Small Options Home – New Addition
- Alberton 10 Unit Seniors and Family Housing – New Build
- Former Charlottetown Curling Club – Demolition

BUILDING MAINTENANCE AND ACCOMMODATIONS SECTION

The Building Maintenance and Accommodations Section is responsible for the provision of quality services for Government in the areas of building operations, maintenance, and accommodations, including the day to day operation and maintenance of Government buildings and systems. It is also responsible for the short and long term spatial requirements of Government departments and agencies within Government owned and/or leased facilities.

Building Maintenance and Accommodations Section projects included:

Island wide services:

- Grass cutting contracts
- Elevator maintenance contracts and service
- Snow removal contracts
- Pest control contracts and service
- Garbage removal contracts
- Janitorial contracts
- Security contracts and service
- Fire alarm, emergency lighting, fire extinguisher service and inspections
- Boiler maintenance and inspections
- Water testing
- Generator contracts and service
- Building mechanical controls contracts and service
- Leasing of office space

- Accommodations requests
- Daily building maintenance
- Fire safety plans
- Hazardous Materials Assessments

Prince County:

- Tyne Valley Youth Centre – Youth Centre – Emergency Power Upgrade
- Concorde Building – First Floor Renovations
- Prince County Forestry Depot – New Metal Roof
- St. Eleanors House – New Generator
- Borden Scale House – New Generator
- Various Locations – Full Service Elevator Maintenance

Queens County:

- 133 Queen Street – Janitorial Services
- Lowden Building – Janitorial Services
- 4th Floor Jones Building – Minister’s Suite Flooring
- Various Locations – Grass Cutting Contracts
- Jones Building – Mechanical Upgrades
- 31 Gordon Drive – Reception Renovations
- 75 Croker Street – Accessibility Renovations
- 5th Floor Center Shaw Building – Heat Pump
- 4th Floor Shaw Building – Interior Renovations
- Sherwood Business Centre – Office Furniture
- Access PEI Cornwall – Office Furnishing
- Provincial Correction Centre – HVAC Upgrade
- 4th Floor Sullivan Building – Demolition
- Provincial Administration Buildings – Fire Alarm Upgrade
- Sullivan Building – Chiller Replacement
- Mona Wilson Building – Interior Renovations
- Mona Wilson Building – Interior Painting
- Davies Law Courts – Interior Renovation
- Royalty Centre, 40 Burns Avenue – Roof Replacement
- Government House – Partial Roof Replacement
- 108 Patterson Drive – Heat Pumps
- Various Locations – Full Service Elevator Maintenance
- Government House Garage – 2025-2026 Planting Lists
- Beach Grove Group Home – New Flooring

Kings County:

- MacPhail Homestead – Exterior Painting
- Orwell Village Church & Museum – Exterior Painting

Schedule of Construction Tenders Received Maintenance and Accommodations

April 1, 2024 - March 31, 2025

Tyne Valley Youth Centre - Emergency Power Upgrade – 25-Apr-24 (Public)

Platts Electric	\$105,400.00
Hansen Electric	\$156,700.00
Ainsworth Inc.	\$156,988.00
Arsenault Bros. Construction Ltd.	\$200,000.00

133 Queen Street - Janitorial Services – 25-Apr-24 (Public)

AJ Maintenance Ltd.	\$39,980.00
United Janitorial Inc.	\$42,523.02
Ness Maintenance	\$43,411.77
Klean B Services	\$47,722.92
Skyblue Services Corp.	\$56,165.00
HMD Building Services	\$57,061.00
041216 NB Ltd. (SBC Facility Services)	\$74,526.40
City Wide Custodial	\$84,928.00
Star Cleaning Services Inc.	\$100,263.25
Prestine and Precise Cleaning	\$275,156.00

Lowden Building - Janitorial Services – 25-Apr-24 (Public)

Klean B Services	\$20,513.59
AJ Maintenance Ltd.	\$23,000.00
United Janitorial Inc.	\$25,986.28
Ness Maintenance	\$34,653.51
HMD Building Services	\$48,661.00
041216 NB Ltd (SBC Facility Services)	\$52,772.78
City Wide Custodial	\$59,944.00
Skyblue Services Corp	\$65,565.00
Star Cleaning Services Inc	\$97,953.22
Prestine and Precise Cleaning	\$259,904.00

4th Jones Building - Ministers Suite Flooring – 30-Apr-24 (RFQ)

M & M Furniture	\$9,493.00
Tile Master	\$12,650.00

Grass Cutting Tender - DTI Maintenance & Accommodations – 2-May-24 (Public)

159/171/178 Station Road, Tracadie Cross

Snowie Road Contractors	\$3,500.00
DNS Grasscutting	\$4,980.00
A- n- B Yard Maintenance Inc.	\$5,200.00

185 Beach Grove Road, Charlottetown

DNS Grasscutting	\$880.00
A- n- B Yard Maintenance Inc.	\$2,400.00
Snowie Road Contractors	\$3,400.00

108 Patterson Drive, Charlottetown

DNS Grasscutting	\$880.00
A- n- B Yard Maintenance Inc.	\$1,000.00
Snowie Road Contractors	\$1,800.00

1324 Barbara Weit Road, New Annan

Snowie Road Contractors	\$3,360.00
-------------------------	------------

Concorde Building - First Floor Renovations – 7-May-24 (Public)

Leading Edge Group	\$483,147.00
WILMAC Construction	\$544,000.00
MacLean Construction	\$555,680.00

Jones Building - Mechanical Upgrades – 7-May-24 (Public)

J & S Sheet Metal Ltd.	\$198,700.00
Ainsworth Inc.	\$261,966.00
Bevan Bros Plumbing & Heating	\$303,000.00
Refrigeration Specialist Inc.	\$386,507.00

MacPhail Homestead - Exterior Painting – 6-Jun-24 (Public)

Mallard Painting	\$29,500.00
Asset Rise Management	Non-Compliant Bid
Island Painting & Decorative Service	Non-Compliant Bid
Dynamo Coating Ltd.	Non-Compliant Bid

31 Gordon Drive - Reception Renovations – 6-Jun-24 (Public)

WM&M (1993) Ltd	\$66,900.00
Leading Edge Group	\$68,643.00
Arsenault Bros. Construction Ltd.	\$74,225.00
MacLean Construction Ltd. (o/a APM MacLean)	\$83,375.00

Orwell Village Church & Museum - Exterior Painting – 6-Jun-24 (Public)

Mallard Painting	\$42,700.00
------------------	-------------

Island Painting & Decorative Service-	Non-Compliant Bid
Asset Rise Management	Non-Compliant Bid
Dynamo Coating Ltd.	Non-Compliant Bid
<u>75 Croker Street - Accessibility Renovations - 13-Jun-24 (Public)</u>	
Arsenault Bros. Construction Ltd.	\$91,000.00
Leading Edge Group	\$98,984.00
<u>Heat Pump - Shaw 5th Floor Centre – 11-Jul-24 (RFQ)</u>	
J & S Refrigeration Inc.	\$15,495.00
J&S Sheet Metal	No Bid
Refrigeration Specialist Inc.	No Bid
Entire Mechanical	No Bid
FCC Electrical	No Bid
<u>Prince County Forestry Depot - New Metal Roof – 11-Jul-24 (Public)</u>	
DeSantis PEI. Construction Inc.	\$39,900.00
Shark Contracting	\$105,000.00
<u>Provincial Correctional Centre - Kitchen Renovations – 11-Jul-24 (Public)</u>	No Bid
<u>Summerside Youth Centre - Kitchen Fire Suppression – 25-Jul-24 (Public)</u>	No Bid
<u>Prince County Courthouse and Jail - New Generator – 25-Jul-24 (Public)</u>	
Platts Electric	\$145,118.00
Hansen Electric Ltd.	\$196,700.00
<u>St. Eleanors House - New Generator – 25-Jul-24 (Public)</u>	
Hansen Electric Ltd.	\$86,000.00
Platts Electric	\$106,450.00
Curran & Briggs Ltd.	\$123,212.00
<u>Borden Scale House - New Generator – 25-Jul-24 (Public)</u>	
Hansen Electric	\$103,000.00
Curran & Briggs Ltd	\$103,515.00
Platts Electric	\$108,084.00
Red Fox Electric Ltd.	\$109,255.83
A&B Electric Inc	\$110,000.00
<u>MADD Monument Charlottetown – 5-Sep-24 (Public)</u>	No Bid
<u>Shaw Building - Interior Renovations – 31-Oct-24 (Public)</u>	
Steamatic PEI	\$38,650.00
Leading Edge Group	\$69,412.00

Sherwood Business Centre - Office Furniture – 7-Nov-24 (Public)

HMS Office Supplies	\$219,500.00
Atlantic Business Interiors	Non-Compliant Bid
Chandler Sales	\$309,626.63
Office Xpress Inc	\$350,796.51
Icon	\$363,000.00

Access PEI Cornwall - Office Furnishing - 21-Nov-24 (Public)

Atlantic Business Interiors	\$59,041.00
Chandler Sales	Non-Compliant Bid

Provincial Correctional Centre - HVAC Upgrade - 19-Dec-24 (Public)

Refrigeration Specialist Inc.	\$588,900.00
-------------------------------	--------------

Sullivan 4th Floor Demolition - 19-Dec-24 (Public)

CP Construction Services	\$379,250.00
MacLean Construction Ltd.	\$642,000.00

Provincial Administration Buildings (PAB) - Fire Alarm Upgrade - 9-Jan-25 (Public)

Olympia Electric Ltd.	\$318,779.00
-----------------------	--------------

Sullivan Building - Chiller Replacement - 21-Jan-25 (Public)

Precision Mechanical Inc.	\$414,000.00
Entire Mechanical Contractors	\$466,230.00

Mona Wilson - Interior Renovations - 16-Jan-25 (Invited)

Arsenault Bros. Construction Ltd.	\$56,850.00
Steamatic PEI	\$59,900.00

Mona Wilson - Interior Painting - 16-Jan-25 (Invited)

Mallard Painting	\$22,767.00
Island Painting & Decorative Service	\$25,500.00
MPD Painting	\$34,900.00

Davies Law Courts -Interior Renovation - 23-Jan-25 (Public)

Leading Edge Group	\$223,708.00
WM&M (1993) Ltd.	\$238,000.00
WILMAC Construction	\$239,900.00

Royalty Centre 40 Burns Avenue - Roof Replacement - 28-Jan-25 (Invited)

Evolution Roofing Ltd.	\$376,520.00
Ashe Roofing Ltd.	\$488,400.00
Atlantic Roofers	\$522,094.00

Government House - Partial Roof Replacement - 30-Jan-25 (Public)

MacLean Construction Ltd.	\$198,890.00
Evolution Roofing Ltd.	\$213,200.00
Steamatic PEI	\$219,900.00
Atlantic Roofers	\$731,706.00

108 Patterson Dr. Charlottetown - New Heat Pumps - 4-Feb-25 (RFQ)

J.S. Refrigeration Inc.	\$9,500.00
Greenfoot Energy Solutions	\$9,600.00
Jamieson Electric & Refrigeration Ltd.	\$11,400.00

Full-Service Elevator Maintenance - 20-Feb-25 (Public)

Otis Canada Inc.	\$189,415.00
Henkel Elevator Services Ltd.	\$214,000.00

Government House Garage-2025-2026 Planting List - 13-Feb-25 (RFQ)

Nabuurs Gardens Ltd.	\$4,723.00
Island Pride Gardens Co.	\$7,904.46
Vankampen's Greenhouses	No Bid
Jewells Country Market	No Bid
Kool Breeze Farms	No Bid
York Greenhouses & Garden Centre	No Bid
Somerset Gardens Inc.	No Bid
John's Greenhouses Ltd.	No Bid

Beach Grove Group Home -New Flooring - 13-Mar-25 (RFQ)

M & M Furniture	\$22,912.00
Flooring Canada	\$26,836.87
Markan Hardwood Flooring	No Bid
Tile Master	No Bid

LAND AND ENVIRONMENT DIVISION

The Land and Environment Division is comprised of three sections including Environmental Management, Properties, and the Office of the Provincial Chief Surveyor. The Department's Climate Adaptation and Indigenous Consultation activities and responsibilities are also completed within the Division. The Division provides the staff and resources required to:

- provide environmental management and regulatory compliance services for the Department, and for others conducting activities within the Provincial Right-of-Way.
- provide core land management and administration for all government lands and holdings, and real estate services on behalf of all government departments.

- provide land and engineering surveying services for the Department and other government agencies, provide expertise on boundary law and the law on public roads, and maintain the Provincial cadastral infrastructure.
- provide expertise on and coordination of Indigenous consultation on behalf of the Department; and
- provide expertise on and coordination of climate change mitigation and adaptation measures relative to departmental activities, projects and assets.

General activities and specific projects carried out by each section are summarized below.

ENVIRONMENTAL MANAGEMENT SECTION

The Department's Environmental Management Section (EMS) is responsible for ensuring environmental management and regulatory compliance during construction and maintenance work performed by the Department, or by others, within the Provincial Right-of-Way (ROW). The Section implements an Environmental Management System that includes the following key elements: departmental project approval process; environmental protection planning; project inspections and compliance monitoring; environmental education and training; environmental design and planning; policy/program development; environmental assessments and studies; and public consultation and public partnering projects. Highlights of the Section's activities are provided below:

Project Registration and Approval Process

The Department's approval process remains the cornerstone for environmental control on a project-by-project basis. This process requires that each maintenance or construction project, or any work activity by others within the Provincial ROW, be registered with the Environmental Management Section (EMS) through submission of a project application form and/or with a site meeting. Subsequently, the proposed projects are reviewed and assessed for potential environmental effects, and approval-to-proceed is issued, complete with project specific conditions-of-approval. All field staff working within the Environmental Management Section are designated as Environmental Protection Officers under the *PEI Environmental Protection Act*. All approvals issued by the EMS are issued under authority of the self-permitting agreement that has been developed between the Department of Transportation and Infrastructure (DTI) and the Department of Environment, Energy, and Climate Action (DEECA).

Project Approvals

The EMS issues four types of project approvals. The type of approval issued is based on assessment of the environmental risk associated with the project, the time of year, and the method in which the project will be completed. The four types of project approvals are:

- Blanket Approval
- Field Approval
- Approval-to-Proceed
- Approval-to-Proceed with accompanying Watercourse, Wetland or Buffer Zone Activity Permit issued by DEECA

The Section processed 191 environmental assessments/project approvals during 2024, including 88 field approvals. A summary of the 191 approvals issued during the year is provided in the table as follows. They are categorized by county and approval-type. Typically, each approval involves a pre-construction project site inspection, identification of job-specific conditions-of-approval, issuance of the approval-to- proceed, and follow-up environmental compliance inspections on each project.

2024-2025 Environmental Management Section Project Approvals

County	Blanket Approval	EMS Approval (only)	EMS Field Approval	EMS Approval & DEECA Permit	Total
Prince	300	22	17	13	352
Queens	346	35	23	11	415
Kings	270	12	48	10	340
Province	916	69	88	34	1,107

Blanket Approvals

Across the Province, the Department conducts several activities that are repetitive in nature with low potential for causing adverse environmental effects. To simplify the approval process for these types of activities, the activities have been grouped by activity-type, and each activity-type has been assigned a blanket approval with standardized conditions-of-approval. Generally, blanket approval provides authorization for multiple projects of the same activity-type to be completed under a district by county-based approval.

EMS now issues blanket approvals to the Department's Highway Maintenance Division (HMD), Bridge Maintenance Section, Capital Projects Division, Confederation Trail Program, as well as Canada Post and Maritime Electric. The issuing of these approvals streamlines the project registration and approval process, while at the same time maintaining established standards of environmental protection. A summary of projects completed in each county during 2024 for the various blanket approval types is provided in the following table:

2024-2025 Blanket Approval Summary

Blanket Approval Type	Number of Blanket Approval Projects Completed			
	Kings County	Queens County	Prince County	Provincial Total
Millings, Gravel and/or Asphalt Placement	19	22	9	50
Shore Access	2	1	6	9
Painting		1	1	2
Maintenance of Environmental Controls	11	34	14	59
Guardrail Reinstatement (with shoulder work)	12	21	8	41

Blanket Approval Type	Number of Blanket Approval Projects Completed			
	Kings County	Queens County	Prince County	Provincial Total
Confederation Trail Surface and Slope Repairs	3	14	6	23
Confederation Trail Vegetation Management	16	43	47	106
Ditching (Smooth Bucket or Grading)	9	15	10	34
Brush Cutting	74	102	88	264
Timber Pile Bridge Minor Repair	4	2	2	8
Unpaved Road Improvements With/Without Ditching (within 30 m of Watercourse/Wetland)	8	14	12	34
Surface Water Cross Culvert Replacement	7	13	7	27
Repair, Increase or Replace Stabilization Materials at Watercourse/Wetland	6	5	9	20
Maintenance of Provincial Tap Drains	1	1		2
Repair/Replace Timber Floors	3	1	4	8
Shoulder Grading/Planning & Material Placement	55	29	46	130
Debris Removal from Structures	34	8	7	49
Asphalt Overlay	6	20	24	50
Total Blanket Approval Projects	270	346	300	916

Field Approvals

The field approval enables a project proponent to receive an Approval-to-Proceed from the EMS Environmental Officer at the initial site meeting, with no additional paperwork or submission requirements. Most projects that receive field approval have greater potential for causing environmental impacts than those projects that receive EMS Approval-to-Proceed. In 2024, 88 field approvals were issued.

EMS Approval-to-Proceed

The EMS Approval-to-Proceed permit allows our Environmental Management Section to issue approvals for projects that present a higher degree of environmental risk. Each proposed project is subject to an application process which provides a departmental Environmental Officer with an opportunity to review the project, workplan, timeframe, assess the potential impacts, and develop a set of conditions to be followed. In 2024, 69 EMS Approval-to-Proceed permits were issued.

EMS Approval-to-Proceed with DEECA Watercourse, Wetland or Buffer Zone Activity Permits

Projects which are approved under the EMS Approval-to-Proceed with DEECA Watercourse, Wetland or Buffer Zone Activity permits are subject to review by EMS, the Provincial Department of Environment, Energy, and Climate Action and, in some circumstances, Fisheries and Oceans Canada. These types of projects include activities which are of significant risk to the environment. Like the EMS Approval-to-

Proceed permit, projects approved under this type of permit are subject to an application process, which involves a review of the project, workplan, timeframe, and an assessment of the potential environmental impacts. Upon completion of the review, an approval with specific conditions is issued; considerations of time of year and work method are major factors in the granting of these approvals. In 2024, 34 EMS Approval-to-Proceed with DEECA Watercourse, Wetland or Buffer Zone Activity permits were issued.

Environmental Audit Results

Annually, at the end of the construction season, an environmental audit is undertaken. The audit provides an opportunity to discuss work methods, environmental controls, and new and different methods of conducting work. In 2024, 27 projects were audited by the Environmental Management Section. Of the 27 projects, 26 met the requirements of the permit, one exceeded the requirements, and one did not meet most of the requirements of the permits' conditions (proponents were informed of these deficiencies, deficiencies were corrected, and follow-up inspections were conducted resulting in all the requirements being met). The Department of Environment, Energy and Climate Action, along with the Department of Fisheries and Oceans, conduct their own environmental audit of DTI projects.

Miscellaneous Initiatives and Services

The EMS is involved with completing or coordinating a variety of additional environmental initiatives/services. Some of the more notables are described below:

Training Delivered

In 2024, EMS staff coordinated environmental management round-table discussion sessions with several TI Divisions. The topics of these sessions included TI environmental policies and procedures, Invasive Species in the ROW, Ditching, Wetland Identification and changes to the *Federal Fisheries Act*.

Policy and Program Development

The EMS develops and/or administers various departmental policies and programs to assist in providing structured implementation of departmental objectives and activities. The policies ensure that a consistent and clear approach to specified activities is understood and followed by the Department, as well as external agencies or people such as engineering consultants, contractors or municipalities performing these same activities within the Provincial ROW.

Programs

- Joint Beaver Management Program with DEECA
- Highway-Related Beaver Management
- Environmental Audit Program
- Fish Passage Restoration Program
- Environment Fund Program
- Adopt-A-Highway Program
- Agricultural Siltation into ROW
- Cooperative Beaver Blockage Response Program with the Watershed Alliance and Forest Fish and Wildlife

Policies

- Fuel Spill Response Procedures
- Water Well Replacement Policy
- Wetland Conservation Policy
- Culvert Sizing Policy
- Approval-to-Proceed Renewal/ Modification/Extension Policy
- Frequency and Documentation Required for Environmental Inspections
- Duty to Consult Operational Protocol

Designated Scenic Heritage Roads

The EMS implements a Management Strategy for Designated Scenic Heritage Roads (DSHR). The strategy recognizes that the historical and aesthetic value of the DSHR is best protected through limited disturbance and change; and provides a practical guide for implementation of cost-effective protection methods to maintain the heritage of these unique roads and their surrounding sensitive environments, including watercourses. Designation and administration responsibilities for scenic heritage roads are outlined in the *Roads Act*. The EMS ensures best management and minimal disturbance of the DSHRs through reviewing and approving work undertaken on these roads. By county, the DSHRs are Prince County -Walls Road, Hackney Road; Queens County -Millman Road, Old Princeton Road, Warburton Road, Perry Road, Jacks Road, Junction Road and Klondyke Road; Kings County -Mellish Pond Road and County Line Road.

Agriculture-Related Work

To control the potential effects of agriculture-based projects on the Provincial ROW, the EMS established a protocol with the Provincial Agriculture Department that requires their identification of proposed projects through submission of Project Registration Applications to the EMS. The EMS then coordinates onsite project assessments with Agriculture representatives to identify and resolve any department-related issues including methods to avoid ROW impacts, cost responsibility for any associated department work, restoration requirements for affected ROW areas, etc.

Agricultural Encroachment on ROW

Each year, Provincial ROWs are significantly impacted by agricultural operations in several locations across the Province. These impacts include excessive stormwater flow being directed into the ROW; eroded sediment depositing in ditches and culverts; liquid manure flowing into ditches and culverts; and vegetable processing wash water being directed into ditches and culverts. EMS staff identify these encroachments, gather applicable information and forward a complaint to the Provincial Agriculture Department who, in turn, work with the landowner and DTI to rectify the problem.

Adopt-A-Highway Program

Building on the success of the Federated Women's Institute Annual Roadside Cleanup, this program enables Islanders to expand their efforts to combat roadside litter. The EMS, with the assistance of the Provincial Environment Department, developed the Adopt-a-Highway Program and coordinated implementation of the program for the Province. Businesses, community groups and organizations can adopt a minimum five-kilometer section of Island roadway and agree to conduct a Fall and Spring cleanup each year.

Fish Passage Restoration Program

The Environmental Management Section (EMS) and other departmental divisions continue to work with local watershed groups from across the Province, along with the Atlantic Salmon Federation, the Department of Fisheries and Oceans Canada (DFO), The PEI Watershed Alliance and the Provincial Department of Environment, Energy and Climate Action (EECA), to identify and repair fish passage barriers at highway culverts and crossings.

DFO has phased in new criteria for bridge and culvert installations in 2024. EMS has been working collaboratively with DFO and EECA to implement design changes that improve fish habitat, fish passage, and improve climate change and severe storm event resiliency. The new criteria require new approaches in bridge design and culvert replacements. Balancing economic, safety and environmental requirements require the EMS to collect more design information and to be innovative in developing strategies that can accommodate these criteria changes.

The Department partnered with the Wheatley River Improvement Group and the PEI Watershed Alliance in designing and installing a stream realignment project on the Wheatley River at Millboro Rd. The project involved realigning and rebuilding the river with an elevation that corrected a fish passage blockage at an existing structure on the Millboro Rd. This innovative technique proved very effective in restoring access for smelts and gasperaux to the headwaters of the Wheatley River system. EMS is currently designing two more similar projects for the 2025 season with the PEI Watershed Alliance and the Cornwall North River Watershed Group and the Southshore Watershed Association.

Environmental-based Community/Public Partnering Projects

The EMS annually coordinates the Department's involvement in a variety of environment-related community/public partnering initiatives that enhance the environment or provide environmentally beneficial results for the public. These requests for assistance typically involve work that can be grouped into six categories: Sediment control; fish passage restoration; erosion control; shoreline/coastal stabilization; habitat restoration; and community access. Department work involves in-kind provision of materials, equipment, surveying, project planning and environmental mitigation. The EMS, Highway Maintenance, Bridge Maintenance and Capital Projects sections all participate in these projects. EMS worked with 18 watershed and community groups on 36 projects during 2024.

EMS partnered with the Trout River/Trout Unlimited Watershed Association in Coleman with trail improvements at the Cabin on the Trout River and a three-person summer student crew that helped with the watershed group's environmental objectives in the Summer of 2024.

EMS worked with the Souris Wildlife Federation on various fish passage issues. Bear River, North Lake Creek, Cow River, and Johnson's Pond in Clear Springs are examples of one of these ongoing activities. EMS completed detailed stream survey/profiles for several of these watercourse crossings EMS also contributed a three-person environmental crew for the Summer to assist with the group's environmental field work.

EMS contributed a three-person Environmental Summer Student crew to the Southeast Environmental Association to assist with their ongoing work on the Montague/ Valleyfield watersheds.

In 2024 EMS designed and installed an instream weir system consisting of four rock pools that reestablished fish passage to Carruthers Pond in Hamilton. This project was a compensation component for the Keir' Shore Offloading Facility project in Malpeque. It was done in collaboration with the PEI Dept. of Fisheries and Aquaculture and the Kensington North Watershed Association.

Coastal Engineering Projects

EMS continues to work with coastal engineering consultants to develop coastal engineered solutions to protect critical infrastructure. Examples: Panmure Island Sea wall repair; revetment repair and beach nourishment.

EMS continues to work collaboratively with watershed groups and Forest Fish and Wildlife to adapt Coastal Engineering Projects to mitigate damage to migratory bird habitat used by Critical Species at Risk (Piping Plovers, Bank Swallows).

Beaver Management

The EMS coordinates a Beaver Management Program consistent with the Department's Beaver Management Policy, developed to address the problem of highway culverts frequently being obstructed by beaver activity. During the period of May through November, three Beaver Management Workers (BMWs) are hired to pro-actively identify and address road-related beaver problems across the Province, using the preferred management method of "by hand" restoration. The program has adapted a River Otter Conservation Guideline as well as an emergency response protocol for DTI and the Islands Watershed Associations, to streamline response times to beaver blockages on road crossings that are critical to the health of a Watershed. With increasing temperatures in the Summer, beaver blockages are quickly turning upstream water into anoxic environments which caused a series of fish kills on the Morell and Brudenell Rivers. A system of notification and response was developed to protect fish in warm water periods and to ensure passage and access to upstream spawning habitat in Spring and Fall. The cost of hiring the BMWs is small compared to the potential cost of responding to emergency events such as floods and washed-out roadway culverts caused by beaver activity, and to potential damage to surrounding property and aquatic ecosystems. The BMWs identified and managed beaver problems at over 200 sites in 2024.

Committee Participation

The EMS represents the Department on several inter-governmental and external committees. The following is a list of some committees that the EMS has participated in:

- Natural Areas Protection Act Committee
- Transportation Association of Canada (TAC) Environment and Climate Change Council
- TAC Climate Change Integrated Committee
- Provincial Environmental Assessment Review Committee
- Provincial Climate Action Secretariat
- Provincial Sustainable Transportation Committee
- Bonshaw Hills Public Lands Sub-Committee
- Trans-Canada Highway Extension, Cornwall-Clyde River Wetlands Committee
- Provincial Active Transportation Working Group

Regulatory Approvals and Environmental Assessments

On behalf of the Department, the EMS acquires project approvals from external Federal and Provincial regulators and coordinates the completion of Federal assessments/screenings for larger capital projects.

The common types of approvals required include Provincial Environmental Assessment Review, *PEI Environmental Protection Act*, *Navigable Waters Protection Act* (NWPA) Approval, The *Federal Fisheries Act* reviewed by Fisheries and Oceans Canada to determine whether a project will result in serious harm to fish, and Watercourse, Wetland, and Buffer Zone Activity Permits.

NWPA Approvals

Administered by Transport Canada, NWPA approvals are acquired primarily for the Department's bridge replacement projects and are intended to ensure that the public's right of navigation is protected from works which might interfere with navigation. The NWPA approval process includes submission of an application with project design plans and a project-specific environmental assessment (CEAA Screening), public advertisement of the project, and stakeholder consultations.

Indigenous Consultation

The Department's Indigenous Consultation Coordinator (**ICC**) plays a vital role in fostering respectful and effective communication regarding the Crown's Duty to Consult obligations between the Province and the Mi'kmaq of Prince Edward Island through L'nuey. Reporting to the Director of the Land and Environment Division, the Indigenous Consultation Coordinator acts as a liaison between the Province and L'nuey to address concerns, gather input, and provide updates on projects and initiatives relating to consultation. This role involves coordinating and managing consultation processes, ensuring compliance with relevant policies and regulations, and promoting positive engagement and consultation.

The Indigenous Consultation Coordinator must ensure that consultation processes are inclusive, transparent, and respectful of Indigenous cultures and traditions. The ICC must prepare and maintain accurate records of consultations, agreements, and feedback as well as prepare reports and documentation for internal and external stakeholders as required. The Indigenous Consultation Coordinator also serves on Ministerial and other intergovernmental working groups including the Federal-Provincial-Territorial Duty to Consult Working Group and the Atlantic Aboriginal Consultation Community of Practice Group.

Climate Change Adaption and Mitigation

The Government of PEI, including DTI, is undertaking new actions to mitigate and adapt to climate change. Each division in DTI is responsible for pursuing initiatives and designs that reduce or account for anticipated impacts resulting from climate change.

Within the Provincial Climate Adaptation Plan, focused on building Government's climate resiliency, DTI is tasked with co-leading two commitments: Action 4: Increasing Backup Power for Critical Infrastructure; and Action 8: Increase Resilience of Public Infrastructure. Both actions are currently underway.

Within the Interim Coastal Policy Recommendations Report (ICPR), there are several coastal climate recommendations for future action and policy direction. DTI is tasked with leading and co-leading two

commitments: Recommendation 13: Develop Asset Management Relocation and Decommissioning Plans for Coastal Public Property and Infrastructure; and Recommendation 15: Post Signage to Alert the Public to Potential Coastal Hazards. Work is currently underway to accomplish these commitments, and coastal hazard signage has been installed in 15 locations across PEI. Additionally, DTI will contribute to other actions, such as Recommendation 10: Resilience Action as a Condition to Qualify for Funding Across Government Programs.

Coastal Hazard Assessments (CHAs) are a new initiative that DTI has begun incorporating into projects before construction begins. CHAs are in place to help fulfill the commitments of Recommendation 10 from ICPR. CHAs are reports that provide information on property or project areas potential flood and erosion hazards based on historical data, and future predictions. CHAs help make better informed decisions for where investments should proceed or where assets should, or should not be, developed. In 2024-2025, 26 DTI staff were trained to understand when to request a CHA. 20 CHAs were completed in 2024-2025.

DTI leads the design and implementation of coastal protection projects across PEI. These projects involve adapting to current and projected storm surge conditions, precipitation events, and sea level rise to protect and maintain coastal environments and infrastructure. In 2024-2025, coastal engineering work was undertaken to enhance adaptation at Souris Causeway, Murchison Lane, Victoria Causeway, Wood Islands, Riverside Drive, Block House Road, and Thunder Cove Road. This work included coastal engineering studies and physical work. The physical work included realignment of roads, intertidal reefs, directional groynes, terminal groynes, rock armouring, and beach nourishment. These projects are designed and implemented to minimize coastal erosion, maintain stable coastal environments, and/or protect critical infrastructure. In 2024-2025, DTI was approved for Federal Funding for additional adaptation efforts to Crowbush through the Disaster Mitigation and Adaptation Fund (DMAF), contingent on a signed Contribution Agreement that is underway.

DTI designs and constructs provincial roads, bridges, buildings, culverts, water systems, and storm sewer systems with design criteria that account for climate change predictions over the useful life of the infrastructure. Bridges are designed higher and wider to accommodate storm surge and future projected sea level rise. Roads are designed with increased cross slopes by 0.5% to account for more frequent and more intense precipitation events. In 2024-2025, eight bridge structure replacement projects were completed and included provisions for climate change (i.e. increase in overland flow or sea level rise).

DTI leads sustainable transportation initiatives through collaborating in active transportation programs. DTI co-led a two-day Active Transportation Summit that showcased provincial AT efforts. Over the two days, there were a total of 75 attendees. Other sustainable initiatives include widening road shoulders, anti-idling policies, electric vehicle charging infrastructure initiatives, fleet electrification, and public transit projects. In 2024-2025, 28.5 km of road shoulders were installed, and 2.1 km of separated AT pathways were constructed by DTI, providing safe and convenient routes for those choosing active transportation. To assist the Government of PEI in achieving its Net-Zero 2040 goal, DTI has purchased the following electric fleet vehicles in 2024-2025 to reduce greenhouse gas (GHG) emissions: three hybrid and one electric light duty fleet vehicles, and one heavy duty electric forklift. In 2024-2025, Transit PEI renewed the summer shuttle service providing transportation between Charlottetown to Cavendish and Summerside to Cavendish, from June until September, equating to over 10,000 one-way trips.

DTI had 13 retrofit projects underway on various government buildings in 2024-2025. These retrofits included window and roof replacements, solar panels, humidification upgrades and boiler replacements; all aimed at increasing energy efficiency and reducing associated GHG emissions. DTI also constructs new buildings built to the net zero ready standards. In 2024-2025, 11 new construction projects were underway, built to the net-zero ready standards, which included two schools: Sherwood Elementary School and Stratford High School.

Five news releases, part of a series called “Notes from the Field”, were published in 2024-2025. This series showcased a graduate student’s work with Land & Environment over the summer term. It acted as a journal that highlighted different job duties that the student was responsible for and highlighted opportunities that are within Land & Environment for those who may be starting or seeking a new career pathway.

THE OFFICE OF THE PROVINCIAL CHIEF SURVEYOR

This Office provides land surveying services and expert opinions on legal and technical aspects related to land surveying and maintains a close working relationship with the Properties, Capital Projects, Highway Maintenance, Building Design and Construction sections of the Department. Expertise and services are also provided to other departments including Environment, Energy and Climate Action; Finance; Agriculture and Land; Economic Growth, Tourism and Culture; Social Development and Seniors; Health and Wellness; Government agencies and boards; community groups; as well as the greater legal, engineering and land surveying community in the Province. Staff currently consist of one professional land surveyor/professional engineer, two geomatics technicians, a research/administrative support clerk, and two survey crews. The following are essential functions of the Office:

- Provide timely, comprehensive and efficient land and engineering surveying services on public roads and provincial lands.
- Provide technical expertise and regulate surveys completed under the Oil and Natural Gas Act and the Mineral Resources Act.
- Collect evidence and provide expert opinions on the tenure (public or private) of roads, rights-of-way and public easements in the Province.
- Maintain and manage the provincial control survey networks and provide technical assistance to various GNSS/GIS users on the provincial datum and mapping plane.
- Maintain a library of documentary evidence and case law related to land tenure and surveying in Prince Edward Island and other provinces; and
- Coordinate survey training sessions and develop standards for engineering and legal surveying crews within the Department, as well as coordinate and implement quality control standards for the collection of engineering surveying data to ensure accuracy and reliance sufficient to exceed high engineering design standards. Staff members are specifically trained in land surveying and particularly in the collection and assessment of boundary evidence.

Public Roads

During 2024-2025, the Office opened approximately 32 files relating to road width and status enquiries. Disputed public roads continue to consume a major portion of the Office's resources. Often at issue is the existence of a public road leading to the shore that is not visible on the ground, nor shown on the provincial highway atlas or the width of the road is less than the current standard of 20.117 meters (66 feet).

Resources are now more dedicated towards gathering the appropriate information required to defend the tenure of the non-essential roads, than the roads that are either classified and/or accepted into our network of maintained public roads. The Office will continue working towards resolving this imbalance. Through ongoing research associated with individual requests regarding public roads, the Office has become more knowledgeable in the historic land tenure process associated with the development of the Province's road infrastructure.

During 2024-2025, 90 files have been created in this section consisting of road status requests, right-of-way and easement acquisitions, and legal and topographic surveys.

Legal Surveys

In the past year the Office has undertaken numerous legal surveys. The Office has been engaged with multiple Government departments for a wide variety of surveys. Most legal surveys have been road acquisitions, land acquisitions and drainage easements.

The Office continues to expand drone services and provide accurate topographic data. Additionally, the Office continues to develop new methods of image capture with drones. New technologies have allowed the drones to capture oblique angle pictures of subject areas while performing topographic work.

Additional surveys have been undertaken by the Office to facilitate the design and expansion of elementary schools, mental health and addictions facilities, future social development projects, provincial manors and general government facilities. Surveys for these jobs consisted of legal, topographic and engineering surveys required for site design. The Office has completed topographic and right-of-way surveys for long-term care facilities, schools and Government of Prince Edward Island housing projects. Several surveys have also been completed to permit installation of EV charging stations at various locations in Prince Edward Island.

Provincial Survey Reference System

The GNSS-based active control network has now been in use by Government survey crews for eight years. The system has performed within the specifications of the manufacturer and has improved efficiency of gathering data in the field by the survey crews. The system has proven to be robust, with very few outages, most of which were related to localized power outages in the areas where the stations are located. Coverage of the system Island-wide is very good. The Office is now producing plans with coordinates reflected in this system, with observed ties to existing passive monuments, to allow for conversion from the active control network to the monument network for those in the private sector not currently using the active control network. The Office is investigating upgrading and modernizing the active control network and field equipment. This will allow for greater accuracy, better lock conditions under foliage, and smoother operation of field rovers.

Drones

The Office continues to utilize drones for appropriate jobs. A new drone has been procured which allows for faster flights, higher levels of accuracy and operation in a wider range of weather conditions. We have been working in partnership with UPEI Climate Lab to produce detailed terrain models of sensitive environmental areas. The Office has supplied drone data to UPEI and are awaiting deliverables as they process and determine, we are currently engaged and working with this group.

PROPERTIES SECTION

The Properties Section is responsible for the provision of real estate services on behalf of all Government departments regarding the ownership of provincial properties. Examples of the types of real estate services that are commonly provided include:

- Appraisals
- Acquisitions
- Disposals
- Negotiations
- Marketing
- Leasing
- Building Demolitions
- Expropriations
- Title Research
- Paralegal Services
- Consulting
- Property Management
- Public Tenders
- Public Relations

Real estate services are also provided to other Government agencies such as the Public Schools Branch, PEI Housing Corporation, Health PEI, PEI Energy Corporation, Island Waste Management Corporation, PEI Liquor Control Commission, Finance/Innovation PEI, as well as the Museum and Heritage Foundation, Holland College, municipalities and other local development corporations formed to promote economic growth outside the larger municipal centres.

The Properties Section maintains a computer-based filing system (Land Information Management System - LIMS) capable of tracking property inventory, lease renewals, rental payments, properties acquired, sold and leased, production of reports pertaining to provincial land inventory and recording of requests received regarding provincial lands.

Staff members participate on various Government committees including the Provincial Land Review Subcommittee, Natural Areas Protection Act Technical Advisory Committee, and Resource Land Acquisition Fund Committee.

As of March 31, 2025, there were approximately 2,395 essential properties (totaling approximately 108,334 acres) and 101 surplus properties (totaling approximately 334 acres) held in provincial ownership and under the management of various Government departments. For the period April 1, 2024, to March 31, 2025, the Properties Section received 345 inquiries related to provincial property matters.

Property Leases - April 1, 2024 to March 31, 2025

For the period April 1, 2024 to March 31, 2025, there were 134 lease agreements on 114 provincial properties (1,642 approximate acres) generating a revenue of \$103,332.00 for this period. In addition, there were an additional 316 lease or license agreements on 629 provincial properties that have not generated revenue, i.e., leased to communities or nonprofit organizations for a nominal sum. This number also represents licenses to complete activities on the Confederation Trail and within the road Right-of-Way when approved by the appropriate authority.

Property Acquisition (Not Resource Land Acquisition Fund) - April 1, 2024 to March 31, 2025

Parcel	Location	Acreage	Amount	Notes
382978	Summerville	8.00 acres		Property Escheated to the Crown by way of failure to file annual returns. Quit Claim Deed to the Province from the Department of Finance.
1175868	Stratford	34.20 acres	408,121.00	Property acquired on behalf of the Department of Education and Early Years.
386532	West Royalty	1.980 acres		Property re-acquired as per reversionary clause.
35592	Fortune Cove	0.20 acres	13,179.00	Tax sale property transferred to Provincial ownership for amount of taxes and legal costs owing.
42937	Unionvale	0.25 acres	4,945.00	Tax sale property transferred to Provincial ownership for amount of taxes and legal costs owing.
144741	St. Charles	144.00 acres	110,000.00	Property acquired on behalf of the Department of Environment, Energy & Climate Action, (Forests, Fish & Wildlife Division) and paid for from the Riparian Buffer Zone Acquisition Program.
8938	St. Louis	0.25 acres		Transfer of land due to municipal dissolution.
8292	St. Louis	1.00 acres		Transfer of land due to municipal dissolution.
460816	St. Louis	3.25 acres		Transfer of land due to municipal dissolution.
187880	Riverton	50.00 acres	60,000.00	Property acquired on behalf of the Department of Environment, Energy & Climate Action, (Forests, Fish & Wildlife Division) and paid for from the Canada Nature Fund.

Parcel	Location	Acreage	Amount	Notes
114801	St. Margaret	75.00 acres	75,000.00	Property acquired on behalf of the Department of Environment, Energy & Climate Action, (Forests, Fish & Wildlife Division) and paid for from the Canada Nature Fund.
124842	Elliotvale	39.50 acres	28,000.00	Property acquired on behalf of the Department of Environment, Energy & Climate Action, (Forests, Fish & Wildlife Division) and paid for from the Canada Nature Fund.
152272	Howe Bay	103.00 acres	72,000.00	Property acquired on behalf of the Department of Environment, Energy & Climate Action, (Forests, Fish & Wildlife Division). Ducks Unlimited paid \$30,000 and the Canada Nature Fund paid \$42,000.
152256	Howe Bay	33.75 acres	15,000.00	Property acquired on behalf of the Department of Environment, Energy & Climate Action, (Forests, Fish & Wildlife Division) and paid for from the Canada Nature Fund.
819029 & 889519	Grand Tracadie	30.79 acres	500,000.00	Property acquired on behalf of the Department of Fisheries, Tourism, Sport and Culture for future park purposes.
130880	Tracadie Cross	500.00 acres	1,238,000.00	Historical property was acquired on behalf of the Department of Transportation and Infrastructure.
167981	Degros Marsh	25.00 acres		Property acquired in exchange for a tax receipt.
Totals	18 Properties	1,050.17 acres	\$2,524,245.00	

Property Acquisitions (RLAF) - April 1, 2024 to March 31, 2025 (RLAF - Resource Land Acquisition Fund)

Parcel	Location	Acreage	Amount	Notes
38133	Bloomfield	85.00 acres	45,000.00	Acquired for the Department of Environment, Energy & Climate Action (Forests, Fish & Wildlife Division).
142257	Corran Ban	0.11 acres	1,000.00	Acquired for Fisheries, Tourism, Sport & Culture, Aquaculture Division.
267328	Baie-Egmont	100.00 acres	53,000.00	Acquired for the Department of Environment, Energy & Climate Action

Parcel	Location	Acreage	Amount	Notes
				(Forests, Fish & Wildlife Division).
1183102	Green Meadows	60.00 acres	79,800.00	Acquired for the Department of Environment, Energy & Climate Action (Forests, Fish & Wildlife Division).
Totals	4 Properties	245.11 Acres	\$178,800.00	

Easements Granted - April 1, 2024 to March 31, 2025

Parcel	Location	Acreage	Amount	Notes
658567	West Royalty	0.09 acres	877.00	Easement granted for underground water and sewer and Right-of-Way granted for access.
429092	New Annan	0.05 acres	500.00	Easement granted for underground electrical line across the Confederation Trail.
197566	Montague	0.10 acres		Easement granted for sidewalk maintenance.
102103	Souris	0.41 acres		Easement granted for sidewalk maintenance.
Totals	4 Properties	0.65 Acres	\$1,377.00	

Easements Acquired - April 1, 2024 to March 31, 2025

Parcel	Location	Acreage	Amount	Notes
1144179	North Rustico	0.51 acres		Acquired easement for storm water management.
832246	Miscouche	0.105 acres		Acquired easement for storm water management.
476788	St. Teresa	0.02 acres	500.00	Acquired easement for storm water management.
123877	St. Teresa	0.03 acres	500.00	Acquired easement for storm water management.
23515	Enmore	0.138 acres	500.00	Acquired easement for storm water management.
Totals	5 Properties	0.803 Acres	\$1,500.00	

Disposals for Highways - April 1, 2024 to March 31, 2025

Parcel	Location	Acreage	Amount	Notes
94417	Granville	0.038 acres		Portion of old roadbed closed and conveyed to adjacent landowner.
247833	Cornwall	0.99 acres		Part of a land exchange for portion of PID's 884304, 884312, 624643, 607853 and 885173 for a portion of Government owned PID 247833.
191866	Charlottetown	0.73 acres		New street conveyed to the City of Charlottetown.
191718	Charlottetown	1.31 acres		New street conveyed to the City of Charlottetown.
425298	Mount Herbert	0.57 acres		Portion of old roadbed closed and conveyed to adjacent landowner.
272831	Maximeville	0.11 acres		Portion of old roadbed closed and conveyed to adjacent landowner.
130500	Scotchfort	0.60 acres		Portion of old roadbed closed and conveyed to adjacent landowner.
219253	Riverdale	4.06 acres		Part of a land exchange with PID 219147.
Totals	8 Disposals	8.408 Acres	\$0.00	

Acquisitions for Highways - April 1, 2024 to March 31, 2025

Parcel	Location	Acreage	Amount	Notes
255463	Albion	0.06 acres		Acquired for road widening.
160077	Cardigan	0.11 acres		Acquired for road widening.
1061175	Stratford	0.48 acres		Acquired for new street in subdivision.
1061167	Stratford	0.55 acres		Acquired for new street in subdivision.
514273	Montrose	0.0003 acres		Acquired for road realignment.
206854	Hampton	0.38 acres	77,100.00	Acquired for road improvements.
746883	Millvale	0.40 acres		Acquired for road widening.
128124	Victoria Cross	0.028 acres	1,250.00	Acquired for roundabout project.
947432	Victoria Cross	0.038 acres	7,500.00	Acquired for roundabout project.
128082	Victoria Coss	0.66 acres	60,500.00	Acquired for roundabout project.
847277	Victoria Cross	0.009 acres	1,000.00	Acquired for roundabout project.
128066	Victoria Cross	0.370 acres	30,000.00	Acquired for roundabout project.
451039	Victoria Cross	0.14 acres	4,500.00	Acquired for roundabout project.
884304	Cornwall	0.07 acres		Part of a land exchange for portion of PID's

Parcel	Location	Acreage	Amount	Notes
				884304, 884312, 624643, 607853 and 885173 for a portion of Government owned PID 247833.
607853	Cornwall	0.09 acres		Part of a land exchange for portion of PID's 884304, 884312, 624643, 607853 and 885173 for a portion of Government owned PID 247833.
624643	Cornwall	0.0007 acres		Part of a land exchange for portion of PID's 884304, 884312, 624643, 607853 and 885173 for a portion of Government owned PID 247833.
884312	Cornwall	0.29 acres		Part of a land exchange for portion of PID's 884304, 884312, 624643, 607853 and 885173 for a portion of Government owned PID 247833.
881573	Cornwall	0.03 acres		Part of a land exchange for portion of PID's 884304, 884312, 624643, 607853 and 885173 for a portion of Government owned PID 247833.
1045624	Victoria Cross	0.043 acres	2,200.00	Acquired for roundabout project.
819037	Grand Tracadie	0.59 acres	85,000.00	Acquired for road realignment.
508796	Darnley	0.20 acres		Acquired for road widening.
219147	Riverdale	2.573 acres		Part of a land exchange with PID 219253.
927509	Cascumpec	0.42 acres	6,000.00	Acquired for road improvements.
446633	Cascumpec	0.46 acres	6,000.00	Acquired for road improvements.
1183185	Marshfield	3.52 acres + house	299,050.00	Acquired for road improvements.
Totals	25 Properties	11.512 Acres	\$580,100.00	

Property Disposals (Not RLAF) – April 1, 2024 to March 31, 2025

Parcel	Location	Acreage	Amount	Notes
197517	Montague	0.03 acres	9,000.00	Portion of subject property conveyed for expansion of health services.
675645	Montague	0.85 acres	27,000.00	Portion of subject property conveyed for expansion of health services.
24109	Victoria West	0.26 acres		Portion of subject property conveyed by Quit Claim Deed.

Parcel	Location	Acreage	Amount	Notes
130203	Afton Road	10.00 acres		Portion of subject property conveyed for development of community buildings and housing.
92056	Stanley Bridge	0.09 acres	10,000.00	Portion of subject property conveyed for parking.
122838	Five Houses	0.44 acres	3,000.00	Property conveyed to adjacent landowner by restricted tender.
192229	Charlottetown	0.15 acres	4,350.00	Property conveyed to adjacent landowner by restricted tender.
Totals	7 Disposals	11.82 Acres	\$53,350.00	

CAPITAL PROJECTS DIVISION

CHIEF ENGINEER'S REPORT

The Capital Projects Division is responsible for the planning, design, construction and reconstruction of the Province's highways and bridges. This includes the associated tasks of data collection, surveying, mapping, materials testing, traffic engineering and bridge maintenance.

The responsibilities for planning, surveying, construction, and reconstruction come under the direction of the Chief Engineer with assistance from two Regional Engineers. The Chief Engineer's office is located in Charlottetown. The main offices for the Eastern Region are located in Charlottetown and Georgetown. The Western Region offices are located in Charlottetown and Slemon Park.

Traffic operations and sub-division development is directed by our Traffic Operations Engineer, located in the Charlottetown office. The two regions are managed by two Traffic Operations Managers, one working out of both Charlottetown and Georgetown, and one working out of Slemon Park that is also responsible for the Provincial Sign Shop in Tignish.

The design of highways and bridges is managed from the Charlottetown office, as is the project management of bridge construction and maintenance. The structural highway design and testing of construction materials is managed from the Highway Testing Laboratory in Mt. Stewart, with additional testing facilities at the Slemon Park location.

Planning within Capital Projects emphasized the need for: completing work early in the fall under favorable weather conditions; tendering the work in larger projects to improve quality control; and, the reduction of overall construction costs. The Department's emphasis is now on improvements to all arterial highways and the continuation of dedicating more resources to bridge replacement. The total capital highway and bridge expenditures for FY2024-2025 was approximately *\$61 million*. The Department's Bridge Maintenance expenditures are covered under the ordinary budget accounts.

The funding agreement, New Build Canada Fund, with Ottawa was put in place in 2014. This agreement is a 10-year funding deal between the Federal and Provincial governments. This has been extended for 3 additional years and will now end in 2027. Under the New Build Canada Funding agreement there were 18 projects completed in 2024-2025 which consisted of 7 larger projects including Route 1 -Riverside Drive & Grafton Street Intersection, Route 2 – Wellington Center, Route 2 – Springhill/Mount Pleasant, Route 2 – Fortune Bridge, Bridgetown Bridge Structure Replacement, Cain’s Bridge Structure Replacement and St. Nicholas Bridge Structure Replacement.

The New Deals for Cities and Communities provided federal funding for 12 projects including Route 2 – St. Peters Roundabout, Route 19 -Nine Mile Creek, Route 152 – Montrose and Route 1 – Wood Islands and others.

Once again, the Capital Budget for Highways and Bridges was approved in the fall session of the Legislature. This enabled the Department to plan and tender contracts earlier for the coming year's road and bridge programs. This was a great benefit to the Capital Projects Division and also the P.E.I. Road Builders and Heavy Construction Association, as contractors can plan in advance for the upcoming construction season.

Highways and Bridges

Capital highway projects are administered by the two Regional Engineers. They review the deficiencies of the highway system and plan for the upcoming years using the Department's Five-Year Road Program, considering safety, traffic volumes, surface conditions, truck traffic and other departmental and public concerns relative to each project. This year the department continues to use the Highway Pavement Management System (HPMA) to help the department create and track their 5-year road program. The selected projects are surveyed and designed with input from environment, traffic, properties, surveys, materials lab and municipal personnel, as required. The regional staff prepare cost estimates and tenders, review tenders, award contracts, administer the contract, evaluate the work, record contract quantities, prepare payments, identify deficiencies to be corrected, and approve the final product. The highway projects include those cost- shared with Infrastructure Canada through the Build Canada Fund, New Deals for Cities and Communities funding and ICIP.

Capital bridge projects are administered by the staff of the Bridge Section. The bridge inspection initiative continues to have both department and consultant engineers inspect all large bridge structures on PEI every two years. They review the deficiencies of the bridges and plan for the upcoming years considering safety, traffic volumes, structural condition, truck traffic and other departmental and public concerns relative to each project. Design and contract administration are similar to highway projects.

Weigh Scale Contract Quantities

The Capital Project staff, along with assistance from our Highway Safety Division, are responsible for ensuring current and accurate totals of all materials which are paid by weight or volumes on all highway construction projects. Training and quality control supervision is provided to all district checkers, data collectors, weighers and checkers. Scale site activities are reviewed in conjunction with Measurement Canada and Highway Safety Division to ensure that there is compliance to the Federal *Weights and Measures Act*, the *Roads Act* Vehicle Weight Regulations, and the General Provisions and Contract Specifications for Highway Construction.

Subdivision Development

Subdivisions continue to be built by private developers who are responsible for the surveying, construction, testing and deeding of the new streets to the Province. Department staff work with the developers and provincial or municipal planners to prepare a design with an acceptable roadway, storm water management plan, and utility services. An agreement is then signed between the three parties identifying responsibilities, costs, and scheduling. The developer deeds the right-of-way to the Province at such time as the conditions of the agreement are satisfied.

Provincial Subdivisions 2024 – 2025

All Counties								
Subdivision Name Location	SD #	Street Names	Length (km)	Grade (km)	Gravel (km)	Base (km)	Seal (km)	New Pavement (km)
Clearview Estates, Phase 4, Stratford	250	Alexandra Court Extension, Earl Drive Extension, Newton Lane	1.035	1.035	1.035	1.035	1.035	1.035
Stratford Community Campus, Stratford	961	John Joe Sark Drive	1.930	1.930	1.930	1.930	1.930	1.930
Stewart & James Subdivision, New London	988	Leadenhall Lane	0.360	0.360	0.360	0.360	0.360	0.360
Provincial Totals:			3.325	3.325	3.325	3.325	3.325	5.940

Highways & Bridges Tenders Received

Route 152 – Northport 2024 - April 4, 2024

Chapman Bros. Construction Limited	\$300,037.60
Curran & Briggs Limited	\$304,562.60

Route 19 – Desable 2024 – April 4, 2024

Chapman Bros. Construction Limited	\$154,927.60
M&M Resources Inc	\$156,697.60
The Island Construction Limited	\$173,719.10

Route 1 & 116 – Hampton Left Turn Lane 2024 - April 4, 2024

Curran & Briggs Limited	\$398,750.50
Island Coastal Services Limited	\$421,688.00
Chapman Bros. Construction Limited	\$424,051.00

Route 239 & Old New Orleans Road – St. Patricks 2024 – April 4, 2024

CGW Property Services	\$127,422.82
-----------------------	--------------

J.E. Matheson Construction Inc.	\$132,540.20
Landmark Construction	\$149,882.20
Island Coastal Services Limited	\$183,441.66
<u>Route 1 - Wood Islands 2024– April 4, 2024</u>	
The Island Construction Limited	\$633,327.50
Chapman Bros. Construction Limited	\$646,466.00
<u>Route 2 – Morell 2024 – April 4, 2024</u>	
Chapman Bros. Construction Limited	\$384,106.80
The Island Construction Limited	\$400,447.34
<u>Route 1 – Stratford - AT Trail Construction - April 4, 2024</u>	
D & D Landscaping and Excavating	\$55,117.00
Landmark Construction	\$58,454.00
Island Coastal Services Limited	\$65,648.55
The Island Construction Limited	\$91,522.00
<u>Route 6 & Harbour Road - Grand Tracadie - April 4, 2024</u>	
The Island Construction Limited	\$1,019,370.00
Island Coastal Services Limited	\$1,038,883.94
Chapman Bros. Construction Limited	\$1,110,855.80
<u>Bridgetown Bridge- Structure Replacement - April 4, 2024</u>	
Dunbar Construction Limited	\$3,747,656.00
Highfield Construction Limited	\$3,995,777.40
Valley Structures Limited	\$5,763,909.49
<u>Keppoch Road- Roadway Drainage and Water Control Structure Replacement - April 4, 2024</u>	
Island Coastal Services Limited	\$1,698,334.83
Stewart Enterprises Limited	\$1,906,632.40
<u>Church St./Albion St./Weeks Dr. – Alberton 2024 - May 16, 2024</u>	
Chapman Bros. Construction Limited	\$370,844.00
Curran & Briggs Limited	\$374,778.00
<u>Route 1 - Wood Islands- Confederation Trail Extension - May 16, 2024</u>	
Island Coastal Services Limited	\$307,586.40
Kings County Construction Limited	\$359,197.60
Landmark Construction	\$369,597.50
<u>Route 4 - Brudenell Left Turn Lane 2024 - May 16, 2024</u>	
Island Coastal Services Limited	\$886,387.30
Chapman Bros. Construction Limited	\$938,038.80
The Island Construction Limited	\$958,374.31

St. Nicholas – Structure Replacement - May 16, 2024

Gaudette's Transit Mix Limited	\$1,363,918.00
Noye and Noye Limited	\$1,403,046.00

Ross Road – Structure Replacement - May 16, 2024

Highfield Construction Company Limited	\$795,350.00
Noye and Noye Limited	\$947,900.00

Eastern Kings Wind Plant – Phase II - June 18, 2024

Chapman Bros. Construction Limited	\$4,994,875.00
Island Coastal Services Limited	\$5,672,850.17

Route 1A – North Bedeque (Left Turn Lane) 2024 – August 8, 2024

Island Coastal Services Limited	\$673,529.71
Curran & Briggs Limited	\$718,087.00
Chapman Bros. Construction Limited	\$750,825.00

Route 2 – St.Peters Roundabout – St. Peters 2024 – August 8, 2024

The Island Construction Limited	\$675,753.52
Island Coastal Services Limited	\$683,293.79
Chapman Bros. Construction Limited	\$766,635.00

Route 1 – Riverside Drive & Grafton Street Intersection 2024– August 8, 2024

Island Coastal Services Limited	\$2,683,727.98
Birch Hill Construction Limited	\$2,875,180.00

Knights Avenue- Structure Removal and Trail Reinstatement - August 8, 2024

Island Coastal Services Limited	\$684,366.94
Highfield Construction Company Limited	\$947,000.00
Chapman Bros. Construction Limited	\$991,950.00

Doyles Bridge – Structure Replacement - August 22, 2024

Noye and Noye Limited	\$2,411,492.00
Dunbar Construction Limited	\$3,934,374.60

Blockhouse Road – Rocky Point 2024 – August 22, 2024

Island Coastal Services Limited	\$248,247.10
Landmark Construction	\$283,985.00
J.E. Matheson Construction Inc.	\$380,744.50

Route 2 – Fredericton 2024 – August 22, 2024

The Island Construction Limited	\$599,764.90
Chapman Bros. Construction Limited	\$602,670.00

Route 12 – Miscouche/St. Eleanors 2024 - August 22, 2024

Curran & Briggs Limited	\$351,850.00
Chapman Bros. Construction Limited	\$357,520.00

Route 107 – Kelvin Grove/Wilmot Valley 2024 – August 22, 2024

Curran & Briggs Limited	\$1,064,045.00
The Island Construction Limited	\$1,078,070.00
Chapman Bros. Construction Limited	\$1,135,470.00

Route 2 – Alma/Woodvale 2024 – August 22, 2024

Chapman Bros. Construction Limited	\$798,080.00
Curran & Briggs Limited	\$806,915.00

Route 2 – Springhill/Mt. Pleasant 2024 – August 22, 2024

Chapman Bros. Construction Limited	\$1,108,590.00
Curran & Briggs Limited	\$1,130,361.00

Route 153 – St. Felix 2024 – August 22, 2024

Curran & Briggs Limited	\$384,257.00
Chapman Bros. Construction Limited	\$385,570.00

Route 2 – Morell East 2024 - August 22, 2024

Chapman Bros. Construction Limited	\$598,865.00
The Island Construction Limited	\$610,121.66

Southampton Bridge – Structure Replacement - August 27, 2024

Highfield Construction Company Limited	\$817,865.00
Dunbar Construction Limited	\$874,755.00
Noye and Noye Limited	\$1,439,825.00

Route 1 – Crapaud 2024 - September 12, 2024

Curran & Briggs Limited	\$595,974.00
Island Coastal Services Limited	\$639,973.62
Chapman Bros. Construction Limited	\$658,095.28

Route 1 – Clyde River (Left Turn Lane) 2024 - September 12, 2024

Island Coastal Services Limited	\$763,809.61
Chapman Bros. Construction Limited	\$786,932.84

Route 235 – Kingston Road Cornwall Housing Access Road 2024 - September 12, 2024

Landmark Construction	\$597,212.50
Chapman Bros. Construction Limited	\$662,646.40
Island Coastal Services Limited	\$677,889.38

Route 152 – Montrose 2024 – September 26, 2024

AJL Limited	\$585,707.00
Chapman Bros. Construction Limited	\$667,960.00
Curran & Briggs Limited	\$702,705.00

Route 13 & 235 – Brookvale Mini Roundabout 2024- September 26, 2024

Island Coastal Services Limited	\$281,868.22
---------------------------------	--------------

Newton Bridge- Structure Replacement - September 26, 2024

Highfield Construction Company Limited	\$1,010,869.00
Island Coastal Services Limited	\$1,181,445.13
Dunbar Construction Limited	\$1,244,444.00

Route 1 – Mount Albion Intersection – Mount Albion 2024 – October 9, 2024

Chapman Bros. Construction Limited	\$876,490.00
Island Coastal Services Limited	\$963,854.45

Haywood Road Bridge- Structure Replacement - October 24, 2024

Highfield Construction Company Limited	\$621,362.50
Dunbar Construction Limited	\$682,242.00
Gaudette's Transit Mix Limited	\$733,380.18

Souris Causeway Shoreline Restoration – Souris 2024/2025 – December 19, 2024

Chapman Bros Construction Limited	\$1,179,286.40
JBM Earthworks Limited	\$1,289,035.00
Island Coastal Services Limited	\$1,336,266.82

Borden-Carleton Plants 2025 – January 30th, 2025

Somerset Gardens Inc.	\$98,900.30
-----------------------	-------------

Route 19 – Nine Mile Creek 2025– February 25th, 2025

Birch Hill Construction Limited	\$270,320.50
The Island Construction Limited	\$281,915.75
Chapman Bros Construction Limited	\$284,285.00

Route 1 – Green Road/Bonshaw 2025– February 25th, 2025

Chapman Bros. Construction Limited	\$1,092,155.00
The Island Construction Limited	\$1,107,371.50

Route 8 – Freetown/Springfield – February 25th, 2025

The Island Construction Limited	\$546,567.04
Curran & Briggs Limited	\$572,904.00
Chapman Bros. Construction Limited	\$583,120.00

<u>Route 12 – Fortune Cove/Brooklyn/Union 2025– February 25th, 2025</u>	
Chapman Bros. Construction Limited	\$406,370.00
Curran & Briggs Limited	\$412,920.00
<u>Route 1A & Moase Road – Traveller’s Rest (Left Turn Lane) 2025 – February 25th, 2025</u>	
Curran & Briggs Limited	\$167,865.00
Chapman Bros. Construction Limited	\$170,870.00
<u>Route 2 – West St. Peters 2025 - February 25th, 2025</u>	
Chapman Bros. Construction Limited	\$351,980.00
The Island Construction Limited	\$372,052.60
Birch Hill Construction Limited	\$418,785.00
<u>Route 4 – Commercial Cross 2025– February 25th, 2025</u>	
Birch Hill Construction Limited	\$255,434.80
The Island Construction Limited	\$268,264.00
Chapman Bros. Construction Limited	\$270,156.00
<u>Route 1 – Vernon Bridge/Orwell 2025 - February 25th, 2025</u>	
Birch Hill Construction Limited	\$340,023.50
The Island Construction Limited	\$353,043.90
Chapman Bros. Construction Limited	\$358,520.00
<u>Route 6 & 25 – Stanhope Mini Roundabout 2025 - February 25th, 2025</u>	
Birch Hill Construction Limited	\$311,251.50
The Island Construction Limited	\$374,814.50
Chapman Bros. Construction Limited	\$383,845.00
<u>St. Nicholas Bridge – Structure Replacement - March 5th, 2025</u>	
Noye and Noye Limited	\$863,365.80
Highfield Construction Company Limited	\$1,082,137.00
Dunbar Construction Limited	\$1,189,406.40
Gaudette’s Transit Mix Limited	\$1,273,289.75
JBM Earthworks Limited	\$1,472,339.33
Greystone Infrastructure Inc.	\$1,916,765.00
<u>Precast Structure Supply – 6.1M and 9.1M Arches - March 5th, 2025</u>	
The Shaw Group Limited	\$2,518,816.64
<u>Route 152 – Northport 2025– March 26, 2025</u>	
Chapman Bros. Construction Limited	\$197,440.00
Curran & Briggs Limited	\$201,860.00

Route 2 – Mount Pleasant 2025– March 26, 2025

Chapman Bros. Construction Limited	\$473,765.00
Curran & Briggs Limited	\$491,875.00

Route 6 – Stanley Bridge 2025 – March 26, 2025

Curran & Briggs Limited	\$118,623.00
The Island Construction Limited	\$126,380.00
Chapman Bros. Construction Limited	\$131,210.00

Route 6 – Cavendish (Left Turn Lane) 2025 – March 26, 2025

Curran & Briggs Limited	\$461,461.00
The Island Construction Limited	\$497,945.37
Island Coastal Services Limited	\$525,562.86
Landmark Construction	\$547,120.00
Birt & MacKay Backhoe Services Limited	\$553,753.93
Chapman Bros. Construction Limited	\$664,387.64

Route 1 – Eldon/Pinette 2025 – March 26, 2025

The Island Construction Limited	\$553,108.00
Chapman Bros. Construction Limited	\$645,500.00
Birch Hill Construction Limited	\$706,730.00

Route 2 – Tenmile House Passing Lane 2025– March 26, 2025

The Island Construction Limited	\$2,111,357.25
Island Coastal Services Limited	\$2,291,165.55
Chapman Bros. Construction Limited	\$2,389,432.28
Birt & MacKay Backhoe Services Limited	\$2,870,610.12

Standing Offer Contracts – Bridge Cleaning Services 2025-2026 – March 26, 2025

(East) - Ford's Mobile Wash	\$138,600.00
(West) - Noye and Noye Limited	\$160,050.00

WESTERN REGION – HIGHWAYS AND BRIDGES

Projects	Kms	Grade	Gravel Base	Asphalt Levelling	Asphalt Base	Asphalt Seal	Recon- struction	New Pavement
Blockhouse Rd – Rocky Point 2024	0.91	0.91	0.91				0.24	
Church St., Albion St., Weeks Dr – Alberton 2024	1.69					1.69		
Reads Corner Paving 2024	0.25					0.25		
Rink Rd – Tyne Valley 2024	0.91	0.12	0.91		0.91	0.91	0.12	0.91
¹ Route 1 – Crapaud 2024	1.05	0.20	0.20		0.20	1.05	0.20	0.20

Projects	Kms	Grade	Gravel Base	Asphalt Levelling	Asphalt Base	Asphalt Seal	Recon- struction	New Pavement
Route 1 & 116 – Hampton (Left Turn Lane) 2024	0.39	0.39	0.39		0.39	0.39	0.39	
Route 1A – North Bedeque (Left Turn Lane) 2024	0.48	0.48	0.48		0.48	0.48		
Route 2 – Alma/ Woodvale 2024	2.05					2.05		
Route 2 – Fredericton 2024	2.94					2.94		
Route 2- Springhill/ Mt. Pleasant 2024	2.80					2.80		
² Route 2 – Wellington Centre 2024	2.46	0.17	0.17	2.46	0.17	2.46		
Route 12 – Miscouche/ St. Eleanors 2024	2.51					2.51		
Route 13 & 235 – Brookvale Mini Roundabout 2024	0.20	0.20	0.20		0.20	0.20	0.20	
Route 19 – Desable 2024	0.95					0.95		
Route 19 – Nine Mile Creek 2024	2.41			2.41		2.41		
³ Route 107 – Kelvin Grove/ Wilmot Valley 2024	6.96					6.96		
Route 152 – Montrose 2024	0.30	0.30	0.30		0.30	0.30		
Route 152 – Northport 2024	1.50					1.50		
Route 153 – St. Felix 2024	1.70					1.70		
Route 225 – Kinkora /Shamrock 2024	2.76			2.76		2.76		
Route 235 – Kingston Rd Cornwall Housing Access Road 2024	0.14	0.14	0.14		0.14	0.14		0.14
Route 239 & Old New Orleans Rd – St. Patricks 2024	0.09	0.09	0.09					
⁴ Strang Rd – St. Nicholas 2024	0.10		0.10					
⁵ Thunder Cove Rd – Darnley 2024	1.00	1.00	1.00					
⁶ Route 165 – St.Timothee (Cannontown Rd) 2024	0.40		0.40					
Western Region Totals	36.95	4.00	5.29	7.63	2.79	34.45	1.15	1.25

Footnotes

¹ Included a left and right turn lane onto Old Post Road

² Included adding a right turn lane onto Goodwin Road

³ Included widening shoulders with asphalt

⁴ Included excavating and placing chipped tires as a drainage course

⁵ Included widening shoulders with gravel and adding a cul-de-sac

⁶ Included excavating and placing chipped tires as a drainage course

EASTERN REGION – HIGHWAYS AND BRIDGES

Projects	Kms	Grade	Gravel Base	Asphalt Levelling	Asphalt Base	Asphalt Seal	Recon-struction	New Pavement
Route 2 – Fortune Bridge	1.60			1.60		1.60		
Route 1 - Hazelbrook	3.00			3.00		3.00		
Route 1 – Lower Newtown	1.18			1.18		1.18		
¹ Route 6 - Millcove	0.32		0.32		0.32	0.32	0.32	
Route 1 – Wood Islands	1.43					1.43		
Route 2 – Morell	0.97					0.97		
² Route 6 & Harbour Rd – Grand Tracadie	0.64		0.64		0.64	0.64	0.64	
³ Route 4 – Brudenell LTL	1.10		0.55	0.86	0.55	1.10		
Route 1 – Wood Islands Confederation Trail Extension	1.08		1.08					
Route 2 – St. Peters Roundabout	0.34		0.15		0.15	0.34		0.15
Route 2 – Morell East	1.30					1.30		
⁴ Route 1 – Mt. Albion Intersection	1.25		0.60		0.60	1.25		
⁵ Route 1 – Riverside Dr & Grafton St Intersection	0.85		0.40		0.40	0.85	0.40	
⁶ Souris Causeway – Shoreline Restoration	0.26							
⁷ Church Rd – Chipped Tires	0.90		0.90				0.90	
⁸ Indian Bridge – Chipped Tires	1.40		1.40				1.40	
Eastern Region Totals	17.62	0.00	6.04	6.64	2.66	13.98	3.66	0.15

*Footnotes

¹ Included widening shoulders with asphalt and reconstructing road to improve sight distance.

² Included a left turn lane and right turn lane onto Rink Road.

³ Included a left turn lane onto MacDonald Road.

⁴ Included realignment of a right turn ramp onto Route 1 and a left turn lane.

⁵ Included constructing a through lane from Grafton St onto Route 1 TCH and coastal infilling.

⁶ Included constructing sandstone reefs, rock sill, and imported stone armour groynes.

⁷ Included excavating and placing chipped tires as a drainage course.

⁸ Included excavating and placing chipped tires as a drainage course.

MATERIALS AND SOILS SECTION

Asphaltic Concrete

A total of eight asphalt plants were engaged in the production of asphaltic concrete. All asphalt mix was produced from drum mix plants. A total of 211,371 tonnes of asphaltic concrete was produced in 2024. This included binder course, surface course, levelling course and maintenance mixes. Daily inspection was carried out at each of the eight plants to control the quality of the mix produced. A total of 512 asphalt mix samples were collected and analyzed for compliance with Department Specifications. This resulted in a testing frequency of one test for every 413 tonnes of asphalt mix produced. A total of 202 asphalt cores were removed from the contracts to determine compliance with compaction and thickness requirements.

Aggregates

The use of local aggregates was limited to blend sands and reclaimed asphalt pavement (RAP). The type and amount of testing carried out to ensure the quality of the aggregates is noted below:

Type of Test	Number of Tests
Sieve Analysis Aggregate	376
Sieve Analysis Extractions	537
Specific Gravity	53
Soundness	15
Abrasion	8
Crush Count	6
Sand Equivalent	7
Flat & Elongated Particles	9
Uncompacted Voids Fine Aggregate	6
Micro-Deval	17

In addition, 15 Marshall mix designs were completed to determine aggregate proportions and optimum asphalt cement contents. Also, 19 Stripping tests were completed to determine the extent of stripping from the various aggregate sources. This includes stripping tests done on plant produced samples taken from each contract.

Soils and Granular

Soils testing dealt mainly with granular base course and select borrow. Tests carried out on these materials included sieve analysis, moisture-density relationship, specific gravity and degree of compaction. A total of 231 samples were processed during the year.

Type of Test	Number of Tests
Sieve Analysis	231
Moisture-Density	12
Compaction Test	656
Specific Gravity	1

Ice Control

Materials Lab staff provided inspection and testing services for the production of winter sand used by the Maintenance Division for ice control. The services included calibrations of sand blenders, on site monitoring and production sampling from both the blenders and from stockpiles. A total of 396 samples were processed for gradation testing.

Subsurface Investigation

The continued use of the Lab's mobile drilling unit permitted comprehensive sub-grade investigations to be carried out. A total of 23 samples were obtained from one project. Gradation analysis and insitu moisture contents were determined for all samples. In addition, 15 atterberg limit tests and 4 organic indicator tests were also completed. No hydrometer analysis was required.

Concrete

Testing and inspection services were provided for the following Projects:

- Route 2 – Fortune Bridge
- Route 2 – St. Peters Road Roundabout
- Keppoch Road – Drainage and Water Control Structure Replacement
- Route 4 – Brudenell Left Turn Lane
- Knights Avenue – Structure Removal and Trail Reinstatement
- Route 1 – Riverside Drive & Grafton Street Intersections
- Route 13 & 235 – Brookvale Mini Roundabout
- Point Prim Road – Structure Replacement
- Rusticoville Bridge – Structure Replacement
- Cains Bridge – Structure Replacement
- Ross Road - Structure Replacement
- Newton Bridge – Structure Replacement
- Haywood Road Bridge – Structure Replacement
- St. Nicholas – Structure Replacement
- Bridgetown Bridge – Structure Replacement

A total of 1,860 concrete test cylinders were tested for compressive strength. A total of 234 slump tests and 234 air content tests were performed. In addition, there were 2 sets of six mortar cubes.

Profilograph

The High-Speed Inertia Profilograph was employed to determine smoothness on several contracts where surface course hot mix had been applied. The NRCC, Canada Community Building Fund, New Build Canada Fund and Investing in Canada Infrastructure Program Route Sections were tested to determine smoothness. A price adjusted smoothness specification was implemented on selected contracts.

BRIDGES SECTION

Bridge construction is shown in the Eastern and Western Regions Highway and Bridge Projects tables located elsewhere in this report.

The following is a list of bridges and the work carried out by the Department or on behalf of the Department:

Bridge	Work Completed
Rte 6, Rusticoville (Q2-024)	Carry over work (complete structure replacement, asphalt)
Rte 2, Cains (P1-003)	Structure Replacement
Rte 4, Bridgetown (K3-008)	Structure Replacement
Rte 2, Coleman Corner (P2-060)	Design
Rte 1, Albany Y (P4-112)	Design, tender
Rte 313, Southampton (K2-019)	Design, tender
Maint Rte 40184, Haywood Rd (P1-144)	Design, tender, structure replacement
Rte 12, Doyles (P1-036)	Design, tender, structure replacement
Rte 111, Newton (P4-045)	Design, tender, structure replacement
Route 60252, Ross Road (K5-030)	Design, tender, structure replacement
Route 11, St. Nicholas No. 2 (P3-013)	Design, tender

Pre-cast Structure Purchase

The Department tendered precast concrete elements: 36 – 6.1M arch; 80 – 9.2M arch

Timber Material Purchase

The Department did procure timber elements.

Bridge Inspections and Bridge Management

The Department retained several consultants (as well as our own in-house staff) to conduct detailed bridge inspections on 294 bridge structures within the Province. The detailed inspections are based on the Ontario Structures Inspection Manual (OSIM). All inspection teams were given an in-depth full two (2) week comprehensive bridge inspection training course. The data from each bridge inspection has been entered into the Bridge Management Software. This software allows us to better manage our assets in determining where the capital budget gets allocated and which bridge structures get priority.

Bridge Maintenance

The Bridge Maintenance Section is responsible for the ongoing maintenance of approximately 1,400 structures across Prince Edward Island. There are several types of structures within the bridge inventory:

- Multi-Plated Steel Arches
- Timber Boxes
- Concrete Bridge/Timber Extensions
- Sectional Concrete Boxes
- Steel Sheet Piling Bridges
- Timber Pile Bridges
- Steel Pile Bridges
- Corrugated Steel Pipes
- Timber Crib Bridges
- Timber Catch Basins
- Timber Driveway Boxes
- Concrete Span Bridges
- Steel Span Bridges

Bridge Maintenance is comprised of several components:

- Inspection Crew - The crew operates on a 6-year schedule rotating between the 3 counties inspecting approximately 190 smaller structures each season.
- Bridge Yard Inventory Crew - Responsible for inventory control for the materials being sent to the various projects across the Island.
- Boom Truck - Responsible for transporting construction materials to the maintenance crews and construction sites.
- Construction Crews - Six crews are responsible for the yearly maintenance work carried out by the Bridge Section.
- Internal Bridge Crew – One internal crew is responsible for a variety of items related to the maintenance and upkeep of the highway structure network.

Bridge Management Duties include overseeing and organizing the schedules of the Bridge Maintenance Staff.

In addition to the goals of ensuring the integrity of structures, the Bridge Maintenance Section assists other agencies in achieving their objectives by improving fish passages with the installation of baffles within structures, protection of stream banks by the placement of gabion basket; and, the creation of fish habitat by installing natural bottoms in some of the structures.

HIGHWAY DESIGN SECTION

The DTI design section provided the following services during the fiscal year:

- managing all incoming field survey data and preparing this data for the design process
- preliminary planning, detailed geometric design, issued for review (IFR), tender(IFT), and construction (IFC) drawings,
- delivery of construction layout information to DTI surveyors and 3D surface files to contractors to facilitate machine control during road construction
- pre-tender estimates, and post-construction quantities
- property impact drawings
- road design assistance for several in-house bridge replacement projects.

In addition, on multiple projects, the design section worked in liaison with private sector consultant design teams on preliminary planning and design, design revisions; and, aiding in delivering construction layout information to DTI surveyors and field crews.

Project List:

Route	Area of Design Work Done
Route 1 - Trans Canada Highway	<ul style="list-style-type: none"> • Hampton, Shore Road left turn lane. Detailed design revisions for layout and construction • Crapaud. Route 1 turning lanes and Old Post Road intersection realignment. Detailed design, IFT drawings and layout for construction • DeSable highway realignment. Preliminary design options • Clyde River left turn lane. Detailed design and IFT drawings • Hampton, Redcliffe Road left turn lane. Preliminary design options • Wood Islands confederation trail extension. Detailed design, IFT drawings, IFC drawings and construction layout data • Mount Albion, Route 5 intersection lane reconfiguration and acceleration lane. Detailed design, IFT drawings, IFC drawings and construction layout data
Route 1A	<ul style="list-style-type: none"> • Reads Corner Intersection. Detailed design of a new 4th leg • North Bedeque, Schurmans Point Road left turn lane. Revised detailed design, IFT drawings, IFC drawings and construction layout data • North Bedeque, Taylor Road left turn lane. Preliminary design
Route 2	<ul style="list-style-type: none"> • Winlsoe, Melody Lane intersection. Detailed design, IFT drawings, IFC drawings and construction layout data • St. Peters mini roundabout. Detailed design, IFT drawings, IFC drawings and construction layout data • Wellington, Goodwin Road right turn lane. Detailed design, IFT drawings, IFC drawings and construction layout data • Tenmile House passing lane. Detailed design and IFT drawings

Route 4	<ul style="list-style-type: none"> • Montague, Robertson Road intersection. Detailed design, IFT drawings, IFC drawings and construction layout data • Montague, Macdonald Road left turn lane. IFC drawings and construction layout data
Route 6	<ul style="list-style-type: none"> • Grand Tracadie, Rink Road turning lanes. Revised design, IFC drawings and construction layout data • Millcove vertical realignment. Construction layout data • Cavendish left turn lane. Detailed design and IFT drawings
Route 13	<ul style="list-style-type: none"> • Brookvale mini roundabout. Detailed design, IFT drawings and construction layout data
Route 22	<ul style="list-style-type: none"> • Mount Stewart storm sewer replacement. Revised IFT drawings and construction layout data
Route 25	<ul style="list-style-type: none"> • Stanhope mini roundabout. Preliminary and detailed design
Route 152	<ul style="list-style-type: none"> • Montrose vertical realignment. Detailed design, IFT drawings and construction layout data
Route 235	<ul style="list-style-type: none"> • Cornwall housing access road. Detailed design, IFT drawings, IFC drawings and construction layout data • Warren Grove Road roundabout. Detailed design
Route 239	<ul style="list-style-type: none"> • Saint Patricks, Old New Orleans Road intersection realignment. IFC drawings and construction layout data
Miscellaneous	<ul style="list-style-type: none"> • Rocky Point, Blockhouse Road. Detailed design, IFT drawings, IFC drawings and construction layout data • Lower Darnley, Thunder Cove Road. Detailed design, drawings, and construction layout data • Grand Tracadie parking lot and trail. Detailed design, drawings, and construction layout data • O'Leary, Parkview Drive widening. Detailed design, drawings, and construction layout data • Covehead, Cass Pond access and parking area improvements. Preliminary design • Summerside. Cavendish Agri Services drainage. Design and construction layout data • Vertical profiles and sight distance checks at various existing and proposed access locations • Sand Pile Volume Calculations • Pre-tender estimates for all design projects • Post-Construction excavation volumes and other quantity calculations for various construction projects • Horizontal centerline geometry and paint line layouts for various cold plane, level, and seal projects

TRAFFIC CONTROL

Eastern Region Traffic

Operations Highway Signage

The installation and maintenance of highway signs was carried out by one full-time sign crew based out of Bridgetown as well as two full-time and one part-time sign crews based out of Charlottetown. In addition to highway signs, the crews were responsible for the installation and maintenance of the Tourism Directional Signage, 911 signage, signing detours and regulation sign removal, as well as some construction signage installation and removal. Multiple requests for Speed Radar Feedback, Rapid flashing beacon crosswalk lights, and illuminated stop signs were received and available units were installed where the greatest needs were determined to be.

Tourism Directional Signs

Tourism directional signage was carried out by the Department of Transportation and Infrastructure. Sign orders were passed on to the provincial sign shop in Tignish for manufacturing, after which they were installed by the regional sign crews. There were 35 new signs manufactured for new clients, and 44 damaged or faded signs were replaced. There were 20 signs removed for clients who are no longer in the program.

Highway Marking

Centerline marking was applied to approximately 3800 km of existing highway by the centerline striping machine based out of Charlottetown, including 130Km of recapped pavement. In addition to this, 49 kilometers of new construction was pre-marked and painted. Shoulder lines and lane lines were applied to 482 kilometers of arterial highway. Edge lines were painted on approximately 119 kilometers of Collector Highways, including approximately 21Km of new shoulders. Department crews also painted streets in the City of Charlottetown, the Confederation Bridge and Parks Canada.

Intersections in the region were re-painted by the intersection marking crews, based out of Kings County and Queens County. Permanent markings were applied to some major intersections and upgraded intersections as part of capital upgrades.

Traffic Lighting

New traffic light-controlled intersections were created in three locations including Route 2 - Countryview Drive, Route 2 - Melody Lane and Route 2 & Route 13 intersections. New traffic lights and overhead detection were installed at each intersection and advanced warning lights were installed in Hunter River to assist the travelling public, in particular, the trucking industry.

Traffic light upgrades were performed at the intersection of John Street and Main Street in Cornwall, John Yeo and Malpeque Road in Charlottetown, and Jubilee and TCH in Stratford. New wiring, signal heads, crosswalk lights and buttons and overhead detection were installed at all of these intersections. Signal head lighting was upgraded as well as replacing all wiring to alleviate traffic disruptions due to malfunctioning equipment.

Traffic configurations were changed at the Grafton Street and Riverside Drive intersection and signal poles and light heads were modified to coincide with those changes. Overhead detection was also installed at this intersection to allow for moving adjustments to lane configurations.

Highway Lighting

Maintenance of highway lighting was carried out by Hansen Electric in Queens County and by Foster Campbell Electric Ltd. in Kings County.

New overhead lighting was installed at Grafton Street, Grand Tracadie, Mt. Albion, Rusticoville Bridge, Brudenell, St Peter's Roundabout, Brookvale Roundabout and Hampton (new left turn lanes) to assist drivers in navigating new or improved intersections. New Rapid Flashing Beacons were added to various crosswalks to increase visibility of the pedestrians. New flashing beacons were installed to enhance the visibility of some stop signs throughout the Province.

Temporary traffic lights, flashing beacons and lighted barricades were used for detours and in advance of some major highway and bridge construction projects.

Access Control

Applications for Entrance Way Permits on Arterial and Seasonal Highways were processed as well as stopping sight distance assessments for new dwellings, commercial operations, and subdivision requests. Fees were collected for the installation of new entrance ways for new dwellings and agricultural use.

Western Region Traffic

Operations Highway

Signage

Western Region has two full time sign crews based in Alma and Summerside plus two crews out of Brackley that cover from Route 13 to West that install and maintain highway signage. In addition to highway signs, they are also responsible for the installation and maintenance of Tourism directional signage, 911 signage, the setup and dismantling of signage for detours when required, the placement of message boards/arrow boards, and some construction signage. Theft continues to be a major issue and RCMP maintains an open file in many areas that involves the theft of private and public and various other signs.

Tourism Directional Signage

Tourism directional signage was carried out by the Department of Transportation and Infrastructure. Orders for signage were passed forward to the Provincial Sign Shop in Tignish. Upon completion, signs were installed by the department's regional crews. There were 29 signs manufactured for new clients, 2 signs were patched due to changes with regard to location; and 12 signs were replaced due to fading or damage due to winters weather. There were 30 signs removed due to no longer being in the system.

Highway Marking

Centerline marking was applied to approximately 840 km of existing highway by the centerline striping machine based in Charlottetown. Shoulder/edge lines were painted on approximately 305 km of highway and in some areas the shoulder lines were double wide to act as traffic calming (reducing speed). Center line and shoulder marking was applied for 22 km of new construction including new right and left turn lanes in Route 1 Crapaud, 900 meters on Rink Road-Tyne Valley, 7 km of shoulder widening on Route 107 and new right turn lane at Wellington Centre plus 54 km of maintenance recap and 8 km of asphalt on clay roads. Intersection markings were applied by intersection marking crews based in Summerside. Permanent markings were applied to some major intersections as per capital upgrades. The installation of 4500 raised markers continues to enhance pavement markings on highway Route 1A Albany to Summerside. Plus, Route 2 Hunter River via Kensington to Northam intersection and Route 1 - Bordon to Crapaud. We have also installed many new crosswalks with rapid fire push button activation for pedestrian safety

Highway Lighting

Maintenance of highways lighting was carried out by Hansen Electric in the Western Region. Message boards and arrow boards were used for highway construction and detours as well as some changes to cut electrical cost with solar flashing stop signs in numerous locations and more in 2025.

Access Control

Applications for Entrance Way Permits on Arterial and Seasonal Highways were processed, as well as stopping sight distance under highway access regulations assessments for new dwellings and commercial operations. Fees were collected for installation of new entranceways for new dwellings and agricultural use.

Provincial Sign Section

The Sign Shop continued to produce highway signage for the Island. The Sign Shop had two full-time classified positions, Tracy Gallant and Leanna A'Hearn as Shop Supervisor. There was one full-time casual position and a rotation of five other casual employees, as well as a rotation of two casual employees that filled one position in the Carpentry Shop area. The following is a breakdown of signage produced:

	Prince County	Queens County	Kings County
Directional	19	28	76
Public Road Names	173	34	100
Private Road Names	23	16	17
Regulation & Warning	827	138	249
Route Assemblies	8	98	102
Community	29	11	50
Street Signs	6	4	2
TDS	16	44	26
Construction	178		
Sub Totals:	1,279	373	622

Un-invoiced Signage within Department:

Signs sent to Charlottetown Stock	1,796
Construction Signs sent to Charlottetown Stock	501
Specialty Signs within Department	92
STI Delineators	750
DTI Decals	910
Indigenous Community Names	8
Project Boards (New Builds)	29
Public Works Name Plates	793
Other Signage	11
Sub Total:	4,890

Invoiced Signage:

Other Departments	1,374
Public Works signs (and smaller vinyl stickers)	67
TIE Maintenance	258
Rails To Trails	1,632
Rails To Trails Delineators	4,081
Parks Canada	34
Municipalities	232
Construction	92
Other Companies	54
Sub Total:	7,824

County Totals

Prince County	1,279
Queens County	373
Kings County	622
Un-invoiced signs	4,890
Invoiced signs	7,824
Total:	14,988

Mapping and Geographic Information System (GIS-T)

In the fiscal year of 2024-2025, the Mapping and GIS-T section was involved in several on-going and new initiatives. There were two staff members assigned to work in this area during this reporting time.

On-going activities continue to be the annual update of the digital road centerline. The Department continues to manage its centerline data using national standards and annually submits a copy to the Federal Government. The centreline is also uploaded to ESRI's online mapping platform to serve as the road centreline for PEI in one of the basemaps available to users worldwide. Other on-going activities include plow and sanding route mapping, annual traffic count mapping, paving and road construction tender mapping, pavement IRI (roughness index) mapping, spring weight restrictions mapping and annual paving extent GPS mapping.

The GIS portion of the project to update the *Highway Access Regulations* (HAR) continued this year. This new database has been populated with start and end chainage values of road measurements that represent various road classifications. Besides this information, the database also contains a narrative for each road or portion of road that is being classified. This narrative will be identical to what will be found in the *Highway Access Regulations* portion of the *Roads Act*. When complete, the mapping will serve as an official source of roadway classifications and enable it to be searched spatially.

This year GIS was used within the department to conduct a survey of bicycle rack locations as part of an active transportation initiative. The results were crowd sourced in that the public was able to fill out a survey online with a smartphone while interacting with a map. Information was gathered about existing bike rack locations as well as publicly suggested potential locations.

A comprehensive GIS database of sport and recreation facilities was developed as part of a joint effort with Sports, Recreation and Physical Activity. Locations of individual playing fields, parks, facilities and venues were mapped along with additional information like standard classifications, features and addresses. The resulting GIS map with search tools was made available for public use through a government webpage.

A new GIS database of provincial public buildings both leased and owned was developed this year. Building footprints, derived from 2020 LiDAR data were selected spatially based on government and crown corporation property parcels. Leased buildings were selected using location information within the government employee contact directory. This new database was incorporated into an online mapping tool in support of housing development for the Housing, Land and Communities department.

HIGHWAY MAINTENANCE DIVISION

General

The Highway Maintenance Division provides a full range of operation and maintenance services on the entire provincial highway system. The Division is organized by function into the following sections and work units:

- Provincial Headquarters
 - Central management functions, program development, budgeting, inventory control, bulk purchasing and contract preparation.
 - Technical services relating to standardized policy and procedure for work crews, as well as staff training and development.
- Highway Maintenance – Eastern, Central and Western Region Operations
 - Maintenance and superintendence of all provincially owned roads across the Province.
 - Services include: pavement surface maintenance, roadside maintenance, drainage and storm water, unpaved roads, dust control, snow and ice control.
 - Maintenance of bridges, signage, pavement marking and traffic control devices are provided by other divisions of the Department.
- Mechanical Branch – Eastern, Central and Western Region Facilities
 - Supply, maintenance and general management of a large fleet of heavy equipment and light vehicles used directly to execute the work programs delivered by the respective Region operation.
 - Provision of skilled operators and equipment operations.
- Confederation Trail Maintenance
 - Maintenance and superintendence of all maintenance carried out on 444 kilometers of the former CN rail corridor (Confederation Trail).
 - Services include: vegetation control, culvert replacements and repairs, ditching, surface maintenance, shoreline protection and grass cutting. Maintenance of bridges is provided through the Department's Bridge Maintenance section.

Polyethylene Drainage Pipe

During the year we purchased polyethylene drainage pipe which was installed in various locations throughout the Province. Polyethylene drainage pipe is most widely used based on cost, ease of handling and durability. Armtec Inc. was awarded the contract for supplying the polyethylene drainage pipe. The total value of polyethylene drainage pipe purchased by the Department for its maintenance projects during the season is as follows:

	Polyethylene
Armtec Inc.	\$ 400,348.68

The following length of pipe was installed by the Highway Maintenance Division for the year:

Pipe Diameter	Central Region	Western Region	Eastern Region
Polyethylene	(metres)	(metres)	(metres)
300 mm	284.99	33.53	107.00
375 mm	1,640.13	1,602.34	682.00
450 mm	1,908.05	2,019.00	711.00
525 mm	272.80	33.53	145.00
600 mm	367.28	610.51	601.00
750 mm	131.06	85.35	49.00
900 mm	76.20	105.47	67.00
1200 mm	30.48	21.34	
1500 mm	24.38		
Total	4,735.37	4,511.07	2,362.00

During the year the Highway Maintenance Division undertook the following installations of pipe:

Type of Installation	Central Region (metres)	Western Region (metres)	Eastern Region (metres)
New Installations	1,560.58	1,684.93	739.00
Replacement	2,938.27	2,111.05	891.00
Extension	54.86	70.41	59.00
Cross Culvert	120.70	595.89	673.00
Confederation Trail	60.96	27.43	
Water Problems		21.34	
Total	4,735.37	4,511.05	2,362.00

*Note: Figures do not include culverts acquired by and installed by Capital Projects.

Used Corrugated Steel Pipe

The Division continues to follow policy developed for re-sale/re-using culverts to bridge various wood lots, farms and private home entrance ways. With the use of polyethylene pipe and the City of Charlottetown doing their own work, the availability of used pipe in acceptable condition for re-sale or reuse is becoming limited.

Crack Filling

This is a process whereby a hot rubberized asphaltic compound is used to fill random cracks in the paved highway system in order to prevent water from entering into the substructure. In 2024 – 2025, the Department did not seal any cracks.

Technical Services

During the year, the Technical Services Section continued to provide required training programs and developed standardized work procedures for the benefit of front-line maintenance staff. Most training has been in-house, utilizing resident expertise. In selected areas, other provincial departments (e.g. Forestry Division).

Subject matter included but not limited to:

- Occupational Health and Safety Regulations
- First Aid and CPR
- Work Zone Safety
- WHIMIS
- Crew Orientations
- Winter Operations Orientations
- Dickey John Training/Testing
- Driver Training
- Highway Maintenance Procedures and Policies
- Crane Training
- Management and Supervisory Training
- Forklift Training
- Chain Saw Operation Certification
- Confined Space Training

In excess of 425 employees continue to receive training ranging from one-half day workshops to one-week sessions. The objective of these sessions is to improve awareness of safe and productive work practices.

Confederation Trails Annual Report 2024-2025	
Brush Cutting	235.00 km
Culvert Replacing	0.01 km
Vegetation Control	444.00 km
Ditching	4.76 km
Painting of Handrails and Guardrails	1.31 km
Groom/Resurface	24.9 km

Schedule of Highway Maintenance Tenders Received

Project #13 – Asphalt Resurfacing 2024 (Centerline Rd, Brockton, Glengarry Rd, Dock Rd, Mill River Resort Rd) April 11, 2024

Chapman Bros. Construction Ltd.	\$ 720,116.12
Curran & Briggs Ltd.	\$ 728,556.12

Project #14 – Asphalt Resurfacing 2024 (Ascension Rd, Haliburton Rd, Barclay Rd) April 11, 2024

Chapman Bros. Construction Ltd.	\$ 597,385.44
Curran & Briggs Ltd.	\$ 602,185.44

Project #15 – Asphalt Resurfacing 2024 (School St, Harding Creek Rd, Shipyard Rd) – April 11, 2024

Curran & Briggs Ltd.	\$ 474,556.36
Chapman Bros. Construction Ltd.	\$ 481,298.56

Project #16 – Asphalt Resurfacing 2024 (Inkerman Rd, Woodside Rd) April 11, 2024

Chapman Bros. Construction Ltd.	\$ 331,995.56
Island Construction Ltd.	\$ 331,555.56
Curran & Briggs Ltd.	\$ 329,679.86

Project #17 – Asphalt Resurfacing 2024 (Rte 9 – Colville Rd) April 11, 2024

Island Construction Ltd.	\$ 461,312.38
Chapman Bros. Construction Ltd.	\$ 459,704.08

Project #18 – Asphalt Resurfacing 2024 (Rte 13 Cavendish/Mayfield, Rte – 7 Rustico Rd) – April 11, 2024

Island Construction Ltd.	\$ 483,721.84
Chapman Bros. Construction Ltd.	\$ 479,315.44

Project #19 – Asphalt Resurfacing 2024 (MacDonald Rd, Upper Tea Hill Cres, Edgehill Terrace)
April 11, 2024

Chapman Bros. Construction Ltd.	\$ 260,291.36
Island Construction Ltd.	\$ 222,127.96
M & M Resources	\$ 228,606.36

Project #20 – Asphalt Resurfacing 2024 (Queens Rd, Point Prim Rd, Peters Rd) – April 11, 2024

Chapman Bros. Construction Ltd.	\$ 432,022.72
Island Construction Ltd.	\$ 416,886.32
M & M Resources	\$ 427,492.72

Project #21 – Asphalt Resurfacing (Valleyfield Rd, Peters Rd Alliston) - April 11, 2024

Island Construction Ltd.	\$ 243,247.44
Chapman Bros. Construction Ltd.	\$ 250,697.04
M & M Resources	\$ 246,662.04

Project #22 – Asphalt Resurfacing 2024 (Rte 5 – 48 Rd (Elliotvale) – April 11, 2024

Chapman Bros. Construction Ltd.	\$ 246,161.36
Island Construction Ltd.	\$ 230,904.16
M & M Resources	\$ 240,686.36

<u>Project #23 – Asphalt Resurfacing 2024 (Brothers Rd, Power Rd, George St) – April 11, 2024</u>	
Island Construction Ltd.	\$ 553,604.38
Chapman Bros. Construction Ltd.	\$ 540,059.08
M & M Resources	\$ 566,709.08
 <u>Project #24 – Asphalt Resurfacing 2024 (Souris Line Rd, Baltic Rd) – April 11, 2024</u>	
Island Construction Ltd.	\$ 292,033.24
Chapman Bros. Construction Ltd.	\$ 271,802.04
 <u>Project #25 – Asphalt Resurfacing 2024 (Rte 16 South Lake) – July 4, 2024</u>	
Island Construction Ltd.	\$ 248,397.10
Chapman Bros Construction Ltd.	\$ 239,094.00
 <u>Project #26 – Asphalt Resurfacing 2024 (Brudenell Pt Rd, Roma Pt Rd) – July 4, 2024</u>	
Island Construction Ltd.	\$ 155,171.20
Chapman Bros. Construction Ltd.	\$ 156,360.00
M & M Resources	\$ 143,432.50
 <u>Project #27 – Asphalt Resurfacing 2024 (Bethel Rd, Mount Stewart Rd, Tarantum Rd, Byis Ln, Dougan Rd) – July 4, 2024</u>	
Chapman Bros. Construction Ltd.	\$ 547,290.00
Island Construction Ltd.	\$ 516,848.80
M&M Construction	\$ 505,707.50
 <u>Project #28 – Asphalt Resurfacing 2024 (Loyalist Rd, Kingston Rd) – July 4, 2024</u>	
Island Construction Ltd.	\$ 448,366.60
Chapman Bros. Construction Ltd.	\$ 437,287.60
 <u>Project #29 – Asphalt Resurfacing 2024 (Smith Rd, Millvale Rd, Wigmore Rd) – July 4, 2024</u>	
Chapman Bros. Construction Ltd.	\$ 271,716.00
Island Construction Ltd.	\$ 275,035.00
 <u>Project #30 – Asphalt Resurfacing 2024 (Drummond Rd, Muttart Shore Rd, Farmer St) - July 4, 2024</u>	
Curran & Briggs Ltd.	\$ 328,964.00
Chapman Bros. Construction Ltd.	\$ 336,060.00
 <u>Project #31 – Asphalt Resurfacing 2024 (Thompson Point Rd, North Drive, Maple Leaf Lane, Rte 177 Mont Carmel, Kinsmen Dr, Gavin Arsenault Rd) – July 4, 2024</u>	
Chapman Bros. Construction Ltd.	\$ 511,180.00
Curran & Briggs Ltd.	\$ 499,847.00
 <u>Project #32 – Asphalt Resurfacing 2024 (Gaspé Rd, Marchbank Rd, Matthews Ln) – July 4, 2024</u>	
Chapman Bros. Construction Ltd.	\$ 598,470.00
Curran & Briggs Ltd.	\$ 612,387.00

Project #33 – Asphalt Resurfacing 2024 (O’Rourke Rd, Deblois Rd, Martin Rd) – July 4, 2024

Curran & Briggs Ltd.	\$ 382,990.00
Chapman Bros. Construction Ltd.	\$ 372,910.00

Project #34 – Asphalt Resurfacing 2024 (Hebron Rd, Rafferty Rd, Mill Rd) – August 20, 2024

Curran & Briggs Ltd.	\$ 425,313.00
Chapman Bros. Construction Ltd.	\$ 420,150.00

Project #35 – Asphalt Resurfacing 2024 (Rte 11 Union Corner, Rte 131 Grand River, Moose Rd, Mills Point Rd, Memory Ln, Callbeck St) – August 20, 2024

Chapman Bros. Construction Ltd.	\$ 662,876.00
Curran & Briggs Ltd.	\$ 640,001.00

Project #36 – Asphalt Resurfacing 2024 (Princetown Rd, Rte 104 Margate) – August 20, 2024

Chapman Bros. Construction Ltd.	\$ 399,189.00
Curran & Briggs Ltd.	\$ 390,531.00

Project #37 – Asphalt Resurfacing 2024 (West River Rd, Bannockburn Rd, Rte 235 Brookvale) – August 20, 2024

Island Construction Ltd.	\$ 279,754.90
Chapman Bros. Construction Ltd.	\$ 268,290.00

Project #38 – Asphalt Resurfacing 2024 (York Point Rd, Rte 6 Millcove/Dunstaffnage) – August 20, 2024

Chapman Bros. Construction Ltd.	\$ 740,720.00
Island Construction Ltd.	\$ 729,740.70

Project #39 – Asphalt Resurfacing 2024 (Royalty Junction Rd) - August 20, 2024

Chapman Bros. Construction Ltd.	\$ 338,636.00
Island Construction Ltd.	\$ 282,502.80
M & M Resources	\$ 314,341.20

Project #40 – Asphalt Resurfacing 2024 (Douglas Station Rd, Rte 351, Green Meadows Rd, Rte 16 Cable Head East) August 20, 2024

Chapman Bros. Construction Ltd.	\$ 487,346.00
Island Construction Ltd.	\$ 542,550.70
M & M Resources	\$ 484,796.00

Project #41 – Asphalt Resurfacing 2024 (MacLennan Rd, Selkirk Rd, Governors Ln, Robbins Rd) – August 20, 2024

M & M Resources	\$ 425,345.00
Chapman Bros. Construction Ltd.	\$ 441,642.00
Island Construction Ltd.	\$ 418,207.80

Project #42 – Asphalt Resurfacing (St Marys Rd East, Line Rd, Peters Rd (Cambridge) – August 20, 2024
Island Construction Ltd. \$ 374,146.20
Chapman Bros. Construction Ltd. \$ 385,707.00

Project #43 – Asphalt Resurfacing (Souris River Rd, Gays Rd, Shore Rd, Martinvale Rd) – August 20, 2024
Island Construction Ltd. \$ 706,708.00
Chapman Bros. Construction Ltd. \$ 649,120.00

Project #44 – Asphalt Resurfacing 2024 (Lower Rollo Bay Rd) – August 20, 2024
Island Construction Ltd. \$ 145,181.00
Chapman Bros. Construction Ltd. \$ 132,913.00
M & M Resources \$ 134,980.50

Project #1 – Asphalt Resurfacing 2025 (O’Halloran Rd Mill River East Rd, Dock Rd) – February 26, 2025
Curran & Briggs Ltd. \$ 674,590.00
Chapman Bros. Construction Ltd. \$ 672,360.00

Project #2 – Asphalt Resurfacing 2025 (Stewart Rd, Hamilton Rd) – February 26, 2025
Curran & Briggs \$ 420,058.00
Chapman Bros. Construction Ltd. \$ 411,958.00

Project #3 – Asphalt Resurfacing 2025 (Rte 11 Baie Egmont, Rte 11 Cape Egmont, 6th St, Birch St, Dakota Cres, Neptune Cres) – February 26, 2025
Curran & Briggs Ltd. \$ 417,284.00
Chapman Bros. Construction Ltd. \$ 428,850.00

Project #4 – Asphalt Resurfacing 2025 (Inkerman Rd, Kelvin Rd) – February 26, 2025
Island Construction Ltd. \$ 339,869.60
Chapman Bros. Construction Ltd. \$ 354,398.00

Project #5 – Asphalt Resurfacing 2025 (Kingston Rd, Loyalist Rd) - February 26, 2025
Chapman Bros. Construction Ltd. \$ 406,470.00
Island Construction Ltd. \$ 413,732.60
Birch Hill Construction \$ 473,695.00

Project #6 – Asphalt Resurfacing 2025 (Rte 224 Ebenezer, Rte 13 Mayfield) – February 26, 2025
Island Construction Ltd. \$ 720,048.60
Chapman Bros. Construction Ltd. \$ 709,420.00
Birch Hill Construction \$ 814,980.00

Project #7 – Asphalt Resurfacing 2025 (Rte 6 Millcove, Rte 25 York)- February 26, 2025
Island Construction Ltd. \$ 527,726.20
Chapman Bros. Construction Ltd. \$ 549,520.00
Birch Hill Construction \$ 648,503.00

Project #8 – Asphalt Resurfacing 2025 (Old Cardigan Rd, Rte 323, Red Point Rd) – February 26, 2025

Birch Hill Construction	\$ 303,097.00
Chapman Bros. Construction Ltd	\$ 307,360.00
Island Construction Ltd.	\$ 327,816.30

Project #9 – Asphalt Resurfacing 2025 (Rte 22 St Teresa) – February 26, 2025

Chapman Bros. Construction Ltd.	\$ 312,440.00
Birch Hill Construction	\$ 293,628.00
Island Construction Ltd.	\$ 288,023.60

Project #10 – Asphalt Resurfacing 2025 (St Charles Rd, Northside Rd) – February 26, 2025

Island Construction Ltd.	\$ 422,321.20
Chapman Bros. Construction Ltd.	\$ 410,986.00
Birch Hill Construction	\$ 431,345.60

Project #11 – Asphalt Resurfacing 2025 (Whim Rd, Line Rd, St Marys Rd) – February 26, 2025

Chapman Bros Construction Ltd.	\$ 458,420.00
Island Construction Ltd.	\$ 438,076.20
Birch Hill Construction	\$ 456,063.00

Project #12 – Asphalt Resurfacing 2025 (County Line Rd) – February 26, 2025

Chapman Bros. Construction Ltd.	\$ 190,385.00
Island Construction Ltd.	\$ 181,977.75
Birch Hill Construction	\$ 181,299.00

HIGHWAY MAINTENANCE ACTIVITIES

Eastern Region – Summer Maintenance – 2024 - 2025

Hot mix asphalt for patching crews was available from late-May to late-October. A total of **32,905.62** tonnes was used by the branch for repairing the Province's paved road network in the Eastern Region. This asphalt was financed from the Division's operation and capital maintenance budget. Hand patching crews spread **1,965.61** tonnes. Private contractors supplied/placed **30,940.01** tonnes of asphalt over **33.834** kilometres.

The following is the tonnage of asphalt acquired from each firm:

Supplier	Tonnes
Island Construction	7,343.22
Chapman Brothers	21,355.02
M & M Resources	4,207.38

Resurfacing

The following roads were resurfaced by private contractors through supply and place contracts resurfacing approximately 33.834 kilometres.

Kings Zone K-1

Kings Zone K-2

Road Name	Kilometres		Road Name	Kilometres
East Pt Rd – Rte 16	1.360		Rte 352 Douglas Station Rd	0.800
Souris Line Rd – Rte 305	1.200		Rte 351	0.702
Baltic Rd	1.000		Northside Rd–Rte 16 (Cable Head East)	1.500
Rte 16 – South Lake	0.700		Route 322 – Green Meadows	1.326
Souris River Rd – Rte 358	1.300		MacLaren Rd	0.172
Lower Rollo Bay Rd – Rte 330	0.700			
Fortune Rd – Rte 332	1.470			
Rte 16 – South Lake	0.700			
Total Kms	8.430		Total Kms	4.500

Kings Zone K-3

Kings Zone K-4

Road Name	Kilometres		Road Name	Kilometres
Gay Rd	1.400		St Marys Rd East	1.030
Clay Rd – Rte 328	1.200		Line Rd	1.000
George St – Georgetown	0.251		Comptons Rd	0.180
Shore Rd	1.100		Brudenell Pt Rd – Rte 319	0.710
Martinvale Rd – Rte 321	1.100		Roma Point Rd	0.276
Sheppard Rd	0.620		Shore Rd (White Sands)	1.000
Power Rd	0.540		Peters Rd- Rte 324 (Peters Rd)	1.000
Valleyfield Rd	1.000		Peters Rd – Rte 324 (Alliston)	1.000
Brothers Rd	1.485		Greys Rd, Rte 201	0.740
			Peters Rd – Rte 324 (Cambridge)	1.460
			Fox River Rd – South	0.635
			Rte 17 Albion/Sturgeon	1.539
			Whim Rd – Rte 316	1.326
Total Kms	8.696		Total Kms	11.896

Bush Cutting

During the season, three government mechanical bush cutters cut bushes along the highway. Approximately **441.70** kilometres were cut. The Division also used a mechanical brush chipper to eliminate the need to haul away the slash.

Road Maintenance

During the year, seven graders in the county carried out grading services on the unpaved road network grading approximately **1,895.42** kilometres of year-round unpaved roads. In some cases, roads were also ditched and loaders and trucks were used to haul away unsuitable material.

Sandstone, gravel and/or rock used to carry out the tasks of surfacing, repairing washouts, shoreline erosion, shoulder repair and material for drainage pipes was as follows:

SANDSTONE (t)	GRAVEL (t)	ROCK (t)
15,077.30	13,311.58	2,614

Sandstone and/or gravel was placed as a new surface material and new culverts, driveway or cross pipes were installed as required.

On the paved road network, a number of drainage problems were corrected. The equipment used to carry out this work included department or privately owned ditching machines and trucks. New culverts were installed as required. The amount of culvert material installed in the Eastern Region can be found under the section Polyethylene and Corrugated Steel Drainage Pipes.

Guardrail and Roadside Maintenance

Various crews are utilized periodically within the county to repair damaged sections of guardrail. Also, these crews cut grass and weeds around guardrails and guideposts in each zone.

Grass Cutting

The Division cuts grass on approximately **1,500** kilometres of road in the Eastern Region. One private grass cutter, equipped with a rotary mower, maintains **162** kilometres of roadside grass. This contractor was contracted to cut grass from the middle of June until the end of September. In addition, three department owned farm tractors equipped with rotary movers and side cutter attachments, were utilized for roadside grass cutting on the balance of approximately **1,338** kilometres throughout the Eastern Region.

Shoulder Material

During the past year, shoulder material was used to upgrade and repair worn out sections of shoulders.

Dust Control

Maintenance crews used **62** twenty-kilogram bags of flaked calcium chloride to control dust in specific locations. Liquid Magnesium was used for dust control and stabilization on gravel roads only. A total of approximately **105,292.50** litres was used to treat approximately **110** kilometres of road.

The accompanying tables provide the location and extent of work done in each zone during the year:

Kings Zone K1 Eastern Region – Maintenance Activities

Road Name	In Kilometres						
	Millings	Gravel	Shale	Shoulders	Ditching	Tap Drains	Bush Cutting
Big Pond Rd	0.180					2.000	
Bothwell (Rte 16)							0.200
Bull Creek Rd S			0.027				
East Baltic Rd						1.000	
East Tarantum Rd			0.032			1.000	
Father James Rd			0.027				4.000
Fountain Head							0.400
Glen Rd	0.054		0.032				
Grant Rd	0.018	0.032					
Greenvale Rd			0.018				
Heritage			0.018				
Hermanville			0.032				
Hughie Joseph Rd		0.009					
John Dan Chaisson			0.018				
Kelly Rd			0.032				
Longaphie Rd	0.045	0.045					
Lower Rollo Bay Rd							0.300
Manning Rd		0.018					
Middle Tarantum			0.018				6.000
Old Greenvale Rd			0.032			3.000	
Park Av							0.200
Peter Ln	0.072	0.056					
Souris River Rd							0.100
St. Catherine's				0.150			
West Tarantum						2.000	3.000
Totals	0.369	0.160	0.286	0.150	0.000	9.000	14.200

Kings Zone K-2 Eastern Region – Maintenance Activities

Road Name	In Kilometres						
	Millings	Gravel	Shale	Shoulders	Ditching	Tap Drains	Bush Cutting
Anderson Rd		0.050	0.100		1.300 unp		
Bangor Rd				0.150			0.360
Barry Rd		0.100					
Bennett Rd		0.100					
Canavoy Rd		0.090		0.040			
Cemetery Rd	0.050						
Cherry Hill Rd				0.070			
Church Rd		0.090					
Clay Rd	0.020	0.150					0.265
Forest Hill	0.060			0.060			
Gill Rd		0.010					
Goose River Rd		0.180					
Green Meadows Rd					0.010p		
Grimley Rd					1.300unp		
Kenny Rd		0.060					
Kenovan Rd	0.070	0.030					
Lighthouse Rd		0.130	0.060				
Lot 40 Rd	0.050	0.010					
MacEwen Rd		0.060	0.040		0.900unp		
MacSwain Rd		0.150					
McVarish Rd	0.010						
Milburn Rd					0.010p		
Mooney Rd			0.010				
Mount Hope	0.010	0.010					
Morell East		0.010					
Old Lakeside Rd		0.010					
Peakes Rd				0.050			
Pinetree Ln	0.080						
Red Head Rd							0.060
Route #22							0.060
Sparrow Rd				0.060	0.060p		0.210
St Patricks Rd North End				0.040	0.075p		

	In Kilometres						
Road Name	Millings	Gravel	Shale	Shoulders	Ditching	Tap Drains	Bush Cutting
Trainor Rd					1.200unp		
Upton Rd					0.050p		0.240
Windon Rd					1.000 unp		
Totals	0.350	16.090	0.210	0.470	5.700unp 0.205 p	0.000	1.195

Kings Zone K-3 Eastern Region – Maintenance Activities

	In Kilometres						
Road Name	Millings	Gravel	Shale	Shoulders	Ditching	Tap Drains	Bush Cutting
Buckskin Rd			0.020				
Earl Power Rd		0.010	0.010				
France		0.040	0.040		0.040unp		
France Rd (ext)		0.030					
George Street G'town		0.125	0.125	0.125	0.125unp		
Hazlegreen Rd		0.010					
Launching Rd (33029)					0.125unp		
Little River Rd					0.250p		
MacKinnon							0.040
MacLeod Rd		1.600					
MacPhersons Cove Rd		0.080					
Narrows Creek Rd		0.040	0.040		0.040unp		
Neilson		0.030					0.130
Old Mt. Stewart Rd							0.040P
Power Rd				0.050			0.010
Primrose Rd					0.030p		
Queens Rd					0.020p		
Schoolhouse			0.010				
Wharf Rd							0.060
Totals	0.000	1.965	0.245	0.175	0.330unp 0.300p	0.000	0.280

Kings Zone K–4N Eastern Region – Maintenance Activities

Road Name	In Kilometres						
	Millings	Gravel	Shale	Shoulders	Ditching	Tap Drains	Bush Cutting
A MacDonald Highway (Rte. 004)				0.500			
Angus Ln		0.100					0.500
Brudnell Point Rd							0.500
Central St (Langley Rd)		0.200					
Commercial Rd				1.000			
County Line Rd	0.200	0.500					1.000
Dalmaney Rd N							0.500
Dewar Rd							0.400
French Creek Rd							0.200
Heatherdale Rd				1.000			
Jack Westaway Rd		0.300					
Kilmur Rd (Rte 316)				1.000			
Lloyd Westaway Rd		0.050					
Lower Montague Rd							2.000
Mellish Pond Rd		0.100					0.200
Nicholson Rd		0.200					
Peardon Rd							0.500
Queen's Rd				1.000			
Soccer Complex Rd				0.600	0.050p		
St Andrews Point Rd				0.500			0.500
Totals	0.200	1.450	0.000	5.600	0.050p	0.000	6.300

Kings Zone K–4S Eastern Region – Maintenance Activities

Road Name	In Kilometres						
	Millings	Gravel	Shale	Shoulders	Ditching	Tap Drains	Bush Cutting
Billy MacDonald Rd	0.300						
County Line Rd		1.100	0.300				
Fox River							0.500
Girl Guide Camp Rd		0.300					
Gladstone Rd		0.300	0.300				0.500

Road Name	In Kilometres						
	Millings	Gravel	Shale	Shoulders	Ditching	Tap Drains	Bush Cutting
Grey's Rd				0.600			
Jackson an							0.250
MacFarlane Rd		0.100					
Machon Point Rd							0.500
Norman's Rd				1.000			
Pembroke Rd		0.200					
Peter's Rd (Alliston)				1.000			
Peter's Rd				1.000			
Ross Rd		0.200	0.200				
Spring Rd		0.100					
St. Mary's Rd				1.000			
Totals	0.300	2.300	0.800	4.600	0.000	0.000	1.750

Eastern Region – Winter Maintenance

Winter activities in the Eastern Region involved salting, sanding and snow removal. Temporary cold patching of paved roads, water drainage and washout repairs were also carried out, as well as any maintenance activities required to keep our highway system as safe as possible for the motoring public. To achieve this end, the following was used: There were **8,809.80** tonnes of salt purchased for salt-only and 50/50 mix for ice control. The Region also purchased **762.02** tonnes of salt to blend with its winter sand. The Region purchased **25,946.45** tonnes of blended sand. This blended material consisted of a mixture of six percent salt, 30% imported sand (1.4" minus stone) and 70 percent local sand in five sites; the other two sites consisted of 100 percent imported. This material was stored at seven (7) sites throughout the Region.

Ice Control

Ice control on sections of Highway 2, 3, 4 and 16, as well as Souris and Montague main streets, including **148.9** kilometres of road, were maintained by direct salt application. Services also included pre-wetting on Routes 2, 3 and 4 as warranted by road conditions.

Sanding Operations

Approximately **1,041** kilometres of secondary roads were maintained with blended winter sand/salt applications. Sanding operations were carried out by six sanding contractors using department installed hoppers and spreaders. In addition, six department trucks were utilized to provide services to various locations throughout the Country.

Snowfall Records

Total snowfall as recorded by Environment Canada recording station volunteers in the Eastern Region was:

Location	Recorded (cm)
Munns Rd	0
Dingwell Mills	205

Snow Fence Report

The Department installed approximately **7,660** meters of snow fence adjacent to department plowed snow routes to control drifting in open areas.

Contracted Services

The following is a breakdown of the contracted sanding and snow removal services for the fifth year of a seven year contract with private contractors.

Contractor	Kilometres Plowed
Chapman Brothers	219.27
G & P Trucking	154.45
Kenny MacLeod	105.93
Kings County Construction Ltd	137.20
Total	616.36

The Department was responsible for plowing, sanding and salting **555** kilometres of highway. To this end, 18 plow routes. Below, is the breakdown of the kilometers for which the Department was responsible for plowing, sanding and salting.

Eastern Region

Location	Kms	Graders	Blowers	Loaders	Truck
Morell	30.20				Tandem
48 Rd	28.00				Tandem
St. Teresa's	28.50				4x4
Bridgetown	28.30				Tandem
Annandale	31.60				4x4 Plow and Wing
Cardigan	29.00				Tandem Plow
St. Georges	41.80				Tandem
Montague	8.20				Tandem

Location	Kms	Graders	Blowers	Loaders	Truck
Murray River	9.20				Loader
Georgetown to Cherry Valley	32.40				Tandem Combination
Montague to Murray Harbour	39.90				Tandem
Dingwell Mills to Red Point	28.00				Tandem
Montague to Wood Islands & Queens Rd	37.50				Tandem
Fortune to Little Pond	34.90				4x4 Plow and Wing
Guernsey Cove	28.20				Grader Plow and Wing
Hopefield	24.10				4x4 Plow and Wing
Gaspereaux	39.80				Tandem Plow
Souris (includes streets salted)	32.50				Tandem Plow
Cardigan (includes areas sanded) to Newport	22.90				Tandem
Totals	555.00				

The Department was also responsible for plowing the streets within the Town of Souris, as well as the Villages of St. Peters, Mt. Stewart, Morell, Murray Harbour, Murray River, Montague and Georgetown.

Central Region - Summer Maintenance - 2024

Hot mix asphalt for patching crews was available from mid–May to the second week in October. A total of **54,885.12** tonnes was used by the branch for repairing the Province’s paved road network in the Central Region. This asphalt was financed from the Division’s operation and capital maintenance budget. Hand patching crews spread **3,007.62** tonnes. Private contractors supplied/placed **51,877.30** tonnes of asphalt over **50.861** kilometres.

The following is the tonnage of asphalt acquired from each firm:

Supplier	Tonnes
Island Construction	27,501.21
Chapman Brothers	15,198.34
Curran & Briggs	4,089.98
M&M Resources	8,095.59

Resurfacing

The following roads were resurfaced by private contractors through supply and place contracts resurfacing approximately 50.861 kilometres.

Queens Zone Q-1

Queens Zone Q-2

Road Name	Kilometres		Road Name	Kilometres
Village Green Rd	1.600		MacLennan Rd	1.000
48 Rd – Rte 5	2.165		MacDonald Rd	0.625
Bethel Rd – Rte 215	0.910		Upper Tea Hill Cres	0.755
Queens Rd – Rte 210	1.536		Edgehill Terrace	0.422
Point Prim Rd – Rte 209	1.165		Cityview Dr	0.412
Selkirk Rd – Rte 23	1.040		Liam Dr	0.212
Robbins Rd	0.940		Greensview Dr	0.403
Tarantum Rd – Rte 215	1.325		Campbell Dr	0.291
Byis Ln	0.896		Stratford Rd (Marion Dr to Glen St))	0.473
			Governors Ln	0.581
			Savage Harbour Rd	1.635
			Mount Stewart Rd	1.150
			South Main St	0.488
			Old Cardigan Rd	0.374
			Ross St.	0.130
			York St.	2.230
			Dougan Rd	0.330
			Rte 6 – Millcove/Dunstaffanage	1.520
Total Kms	11.577		Total Kms	13.031

Queens Zone Q-3

Queens Zone Q-4

Road Name	Kilometres		Road Name	Kilometres
Loyalist Rd	1.000		Black River Rd – Rte 6	1.600
Royalty Junction Rd	1.170		Rte 224 – New Glasgow Rd	1.144
Sleepy Hollow Rd	0.596		Rustico Rd	1.104
Kingston Rd – Cornwall	1.651		St Marys Rd – Rte 224	1.000
York Point Rd	0.950		Rte 6 – Cavendish Rd	0.933
Susan Dr	0.138		Rte 13 – Cavendish	1.000

Road Name	Kilometres		Road Name	Kilometres
Colville Rd – Rte 9	1.454		Smith Rd	0.372
Kingston Rd – Rte 235	1.000		Millvale Rd	0.910
West River Rd – Rte 9	0.890		Wigmore Rd	1.000
Rte 235 Emyvale	0.400		Princetown Rd	1.400
Bannockburn Rd	1.000		Hilltop Ave.	0.929
MacQuarrie Rd	0.250		Woodside Rd	0.799
Inkerman Rd – Rte 231	1.820		Harding Creek Rd	0.630
Maplewood Rd	0.452		English Church Rd	0.661
Total Kms	12.771		Total Kms	13.482

Bush Cutting

During the season, two government mechanical bush cutters cut bushes along the highway. Approximately 459.00 kilometres were cut. Department crews, consisting of a foreman, three labourers, and a half-ton truck, followed the mechanical bush cutters to pick up debris and trim where the cutter could not reach. The Division also used a mechanical brush chipper to eliminate the need to haul away the slash.

Road Maintenance

During the year, graders were used to scrape and maintain the unpaved road network. In some cases, roads were also ditched, and loaders and trucks (department and privately owned) were used to haul away unsuitable material.

Sandstone, gravel and/or rock used to carry out the tasks of surfacing, repairing washouts, shoreline erosion, shoulder repair and material for drainage pipes was as follows:

Sandstone (m3)	Sandstone (t)	Gravel (yds)	Gravel (t)	Rock (yds)	Rock (t)
4,458	10,484		17,791		996

Sandstone and/or gravel was placed as a new surface material, and new culverts, driveway or cross pipes were installed as required.

A number of drainage problems were corrected on the paved road network. The equipment used to carry out this work included department or privately owned ditching machines and trucks. New culverts were installed as required. The amount of culvert material installed in the Central Region can be found under the section *Polyethylene and Corrugated Steel Drainage Pipes*.

Guardrail and Roadside Maintenance

Three roadside crews were employed within the Region to repair damaged sections of guardrail. These crews also cut grass and weeds around guardrails and guideposts in each district.

Grass Cutting

The Department hired two private grass cutters to maintain 309.3 kilometres of roadside grass. These contractors were contracted to cut grass from the middle of June until the end of September. In addition, three farm tractors were utilized for roadside grass cutting on the balance of approximately 2,136 kilometres throughout the Central Region.

Shoulder Material

During the year shoulder material was used to upgrade and repair worn out sections of shoulders.

Dust Control

Maintenance crews used 26 twenty-kilogram bags of flaked calcium chloride to control dust in specific locations. Liquid calcium chloride was used for dust control and stabilization on gravel roads only. A total of 190,800 litres was used to treat 96 kilometres of road.

The accompanying tables provide the location and extent of work done in each district during the year.

Queens 1 – Central Region– Maintenance Activities

Road Name	In Kilometres						
	Millings	Gravel	Shale	Shoulders	Ditching	Tap Drains	Bush Cutting
48 Rd – Route 5							12.00
Avondale Rd – Route 216							1.00
Beechill Rd							3.00
Bethel Rd –Route 215							4.00
Big Point Rd							4.00
Brush Wharf Rd							4.00
Byis Ln – Route 255	1.00						3.00
Camp Buchan Rd							3.00
Cape Breton Rd – Route 257							4.00
China Point Rd – Route 268							8.00
Clow Rd			0.30	0.30			2.00
Colville Rd – Route 205							6.00
Cook Rd							2.00
County Line Rd							4.00
County Line Rd – Route 325							4.00
Crown Point Rd	0.20			0.20			
Donagh Rd – Route 257							5.00

Road Name	In Kilometres						
	Millings	Gravel	Shale	Shoulders	Ditching	Tap Drains	Bush Cutting
Dougan Rd							4.00
Drake Rd							1.00
Dromore Rd – Rte 214	0.30	0.10		0.30	0.30		4.00
Dundee Rd							1.50
Earnscliffe Rd – Rte 267							6.00
East Uigg Rd	0.30						3.00
Fairville Rd							3.00
Frank Rd							1.00
Gairloch Rd – Rte 2024	0.10						
Garfield Rd – Rte 2027	0.20						4.00
Gaspogme Rd							2.00
Gay Rd					0.20		2.00
Glashvin Rd							2.00
Glencoe Rd – Rte 212							3.00
Halliday Rd	0.10						
Henry Rd							1.00
Hermitage Rd							2.00
Higgins Rd							3.00
Gillis Rd							2.50
Greys Rd – Route 201							7.00
Halliday Rd							2.00
Hermitage Rd							2.00
Higgins Rd							2.00
High Bridge Rd							3.00
Horton Rd							1.20
Hon J Angus MacLean Rd-Route 204	0.20			0.20	0.20		6.00
Horton Rd							1.20
Iona Rd – Rte 206							7.00
Joeys Rd							2.00
Jones Rd							3.00
Kinlock Rd							3.00
Kinross Rd – Rte 210							3.00
Klondyke Rd – Rte 205				2.00	2.00		

Road Name	In Kilometres						
	Millings	Gravel	Shale	Shoulders	Ditching	Tap Drains	Bush Cutting
MacAulays Wharf Rd	0.10						
MacDonald Rd							1.00
MacEachern Rd	0.10						0.70
MacKinnon Crt							2.00
MacLeod Rd (50197)							1.00
MacPhail Park Rd				0.20	0.20		
McCannel Rd – Rte 255							3.00
McGuirk Rd	1.00			1.00			
McInnis Point Rd – Rte 270				1.00	0.40		6.00
McKenna Dr							2.00
McKenna Dr Ext							2.00
McKenna Rd							3.00
Millview Rd							2.00
Monaghan Rd – Rte 213							9.00
Mooney Rd – Rte 257							3.00
Mount Stewart Rd – Rte 22				1.00	1.00		5.00
Murnaghan Rd							2.00
Murray Harbour Rd – Route 24					0.40		10.00
New Cove Rd	0.10						3.00
Newton Rd – Route 2112							7.00
Orwell Cove Rd							2.00
Patucket Rd	0.10		0.30	0.30	0.30		
Point Prim Rd – Rte 209							11.00
Power Rd			0.20	0.20			
Power Rd – Rte 26							5.00
Queens Rd – Rte 210							4.00
River Rd							1.00
Riverview Cr (50302)							1.00
Robbins Rd				0.80	0.80		0.80
Robertson Rd							3.00
Roseberry Rd – Rte 208							8.00
Rte 3							6.00
Ryan's Rd							4.00

Road Name	In Kilometres						
	Millings	Gravel	Shale	Shoulders	Ditching	Tap Drains	Bush Cutting
Scenia Rd							3.00
Seal River Rd (50313)				0.30	0.30		2.00
Selkirk Rd – Rte 23							10.00
Silver Waters Dr							3.00
South Montague Rd – Rte 353				0.10	0.10		
Tally Rd							4.00
Tarantum Rd – Rte 215							10.00
Taylor Rd	0.50			0.50	0.50		
Trans Canada HWY – Rte 1					0.40		3.00
Uigg Rd							4.00
Valleyfield	0.10						2.00
Vernon River Rd – Rte 212							3.00
Village Green Rd – Rte 272							7.00
Waterside Rd (50378)							2.00
Wheeler Rd	0.80			0.80	0.80		0.60
White's Rd – Rte 257	1.80			1.80	1.80		
Wharf Rd		0.20	0.30				
Totals	7.00	0.30	1.10	11.00	9.70	0.00	317.50

Queens 2 – Central Region – Maintenance Activities

Road Name	In Kilometres						
	Millings	Gravel	Shale	Shoulders	Ditching	Tap Drains	Bush Cutting
Afton Rd				2.00	2.00		
Battery Point Rd		0.40					
Birkallum Dr					0.10		
Blooming Point Rd – Rte 218							5.50
Buel Rd					0.15		
Bunbury Rd							1.50
Bunbury Rd – Rte 21							2.50
City View Rd					0.10		
Donaldston Rd – Rte 219							2.50

	In Kilometres						
Road Name	Millings	Gravel	Shale	Shoulders	Ditching	Tap Drains	Bush Cutting
Dougan Rd – Rte 229		0.20		0.20	0.10		1.00
East Suffolk Rd – Rte 229							4.00
Eastern Rd – Rte 6							2.00
Fort Augustus Rd – Rte 21		1.20			0.50		
French Village Rd – Rte 217							3.00
Friston Rd – Rte 222							2.50
Haggerty Wharf Rd							0.20
Howletts Ln							1.00
MacGillivray Rd		0.35	0.35				
MacIntyre Shore Rd							1.00
McBride Rd			0.05				
Millcove Rd – Rte 229							1.50
Mount Stewart Rd – Rte 22				1.00	1.00		
Pleasant Grove Rd – Rte 220							2.50
Pownal Rd – Rte 26							1.50
Reg McInnin Rd		0.30	1.00		0.30		0.10
Richard Douglas Dr					0.15		
St Peters Rd – Rte 2							10.00
Starling Cr					0.10		
Wharf Rd			0.10				
Wildcat Rd							1.00
Totals	0.00	2.45	1.50	3.20	2.09	0.00	43.30

Queens 3 – Central Region – Maintenance Activities

	In Kilometres						
Road Name	Millings	Gravel	Shale	Shoulders	Ditching	Tap Drains	Bush Cutting
Appin Rd - Rte 237							6.50
Balaklava Rd E				2.00			3.00
Balaklava Rd W		0.30		1.00			2.00
Bannockburn Rd - Rte 247							7.00
Clyde Rd	0.15			2.50			0.10

Road Name	In Kilometres						
	Millings	Gravel	Shale	Shoulders	Ditching	Tap Drains	Bush Cutting
Clyde River Rd - Rte 247							6.00
County Line Rd - Rte 232							6.00
Cumberland Line Rd					1.00		
Dixon Rd - Rte 246							7.00
Dock Rd - Rte 13				0.40			
Dog River Rd - Rte 27				0.20			
Fredericton Station Rd - Rte 264							6.00
Green Rd							3.00
Howard Dr				0.40			6.00
Johnston Rd - Rte 227			0.30	0.40			3.50
Junction Rd - Rte 227							4.50
Kingston Rd - Rte 235				0.30			
Lairds Mills Rd (50167)							2.00
Loyalist Rd - Rte 256				0.10			4.00
Maceachern Rd (50185)		0.70	0.70				
Macquarrie Rd	0.40			0.10	0.05		
McKenna Rd			0.30	0.40	0.40		0.80
Nelson St							0.20
Newsons Crt							10.00
Old Appin Rd							2.00
Penzie Lynn Dr							3.00
Rte 2							12.00
Rte 225							20.00
Russell St				0.40			
St Catherines Rd							6.00
Stephens Ln (50386)							0.40
Upper Meadowbank Rd - Rte 265							4.50
Totals	0.55	1.00	1.80	8.20	1.45	0.00	129.50

Queens 4 – Central Region – Maintenance Activities

Road Name	In Kilometres						
	Millings	Gravel	Shale	Shoulders	Ditching	Tap Drains	Bush Cutting
Adams Rd			0.30				0.40
Bagnall Rd							1.00
Black River Rd – Rte 6				1.00			5.00
Brackley Point Rd – Rte 15							8.00
Britain Shore Rd							2.00
Brown's Rd			0.30				
Buffalo Rd							1.00
Buntain Rd – Rte 243							2.00
Campbellton Rd – Rte 238							4.00
Cannery Rd							2.00
Cape Rd(50053)				0.50			
Cavendish Rd – Rte 6							10.00
Church Rd – Rte 243							3.00
Crabbe Rd – Rte 256							1.00
Crooked Creek Rd – Rte 251			0.10				
Devils Punchbowl Rd			0.10				
English Church Rd							1.00
Grand Pere Point Rd – Rte 242							2.00
Hazel Grove Rd – Rte 242		1.00		1.50			
Hilltop Ave				1.20			
Horne Cross Rd – Rte 220							1.00
Kentyre Rd – Rte 250							1.00
Kilkenny Rd – Rte 250							1.00
Line Rd – Rte 269				1.50			
Little Bungay Rd							2.00
Millboro Rd - Rte 226							10.00
Millvale Rd - Rte 231		1.50	0.50	1.00	0.70		
New Glasgow Rd - Rte 224				1.00			2.00
New London Rd					0.50		
New Orleans Rd – Rte 239							2.00
Portage Rd – Rte 6							3.00
Princetown Rd				1.20			3.00

Road Name	In Kilometres						
	Millings	Gravel	Shale	Shoulders	Ditching	Tap Drains	Bush Cutting
Rattenbury Rd – Rte 254				1.50			3.00
Royalty Junction Rd				1.00	0.50		7.00
Rte 13				1.00			3.00
Rte 2							3.00
Rte 20				1.50			2.00
Rte 243							1.00
Rte 258							2.00
Rustico Rd – Rte 6				2.50			3.00
Rustico Rd – Rte 7				1.00			
Settlement Rd			0.30				
Simpson Mill Rd							2.00
Smith Rd – Rte 230		1.00		1.50	0.50		
St Marys Rd – Rte 230				1.50			
St Patricks Rd – Rte 266							2.00
Stead Rd							1.00
Toronto Rd – Rte 241							1.50
Toronto Rd Ext					0.30		
Vessey Dr				1.00			
West Covehead Rd							1.00
Wigmore Rd – Rte 238				1.00			
Winsloe Rd							5.00
Winsloe Rd – Rte 223							2.00
York Rd				1.30	1.00		3.00
Totals	0.00	3.50	1.60	23.70	3.50	0.00	108.90

Central Region – Winter Maintenance

Winter activities in Central Region involved salting, sanding and snow removal. Temporary cold patching of paved roads, water drainage and washout repairs were also carried out, as well as any maintenance activities required to keep our highway system as safe as possible for the motoring public. To achieve this end, the following was used:

There were 26,616 tonnes of salt purchased for salt-only and 50/50 mix for ice control. The region purchased 2,177 tonnes of salt to blend with its winter sand. The blended winter sand consisted of a mixture of six percent salt, 30 percent imported, 1/4" minus stone and 70 percent local sand. This material

was stored at six sites throughout the Region. 36,279 tonnes of blended winter sand was purchased for use in the Region.

Ice Control

Ice control on 185 kilometres of the main highways in the Region (a two-lane equivalent of 249 kilometres) was maintained by the direct application of road salt. Twenty tandems and two single-axle trucks, equipped with automatic spreader gear, were used for salt application. Department trucks were utilized to provide this service in the Charlottetown Perimeter Highway, City of Charlottetown and the Town of Stratford.

Sanding Operations

Approximately 1,345 kilometres of secondary roads were maintained with blended winter sand/salt applications. Sanding operations were carried out by one sanding contractor using department installed hoppers and spreaders.

City of Charlottetown

The City of Charlottetown purchased 12,106.56 tonnes of salt and 18.16 tonnes of mixed salt/sand from the Department.

Snowfall Records

Total snowfall recorded by Environment Canada recording station volunteers in the Central Region was:

Location	Recorded (cm)
Charlottetown	237.00
Wood Islands	165.00

Contracted Services

The following is a breakdown of the contracted sanding and snow removal services for the Sixth year of a seven-year contract with private contractors.

Contractor	Kilometres Plowed
Island Coastal East	237.31
Birt & MacKay Ltd.	105.00
M & M Resources	160.04
Island Construction	134.90
Maritime Construction	117.96
Matheson Construction	149.23
Matheson & MacMillan	97.43
Westisle Construction	150.60
Total	1,152.47

The Department was responsible for plowing 776 kilometres of highway. To this end, 24 plow routes and five blower routes were established. The following equipment was assigned and located as follows:

Central Region

Location	Kms	Graders	Blowers	Loaders	Truck
TCH West, Charlottetown to Crapaud	29.00				2
St. Peters Rd, Charlottetown to Canavoy	31.40				1
TCH East Charlottetown – Eldon	35.40				1
TCH Eldon – Wood Islands and 2 of Selkirk Rd	37.10				1
By–Pass Charlottetown	17.40				2
Charlottetown Route 2 – Summerfield	35.10				2
Route 225 and Colville Rd	35.40				1
Route 235 and 13	33.20				1
Rustico Rd, Cavendish Rd	29.50				1
Meadowbank, Main St, Cornwall and Upton Rd	30.90				1
Murray Harbour, Kinross and Selkirk Rd	28.00				1
Ebenezer, Mayfield and Rennies Rd	25.80				1
Rustico	23.10			1	1
Murray Harbour, Kinross Rd and Selkirk Rd	19.30				1
Ft. Augustus Rd to Pisquid	20.70				1
Hillsborough Bridge, Kinlock Rd intersections and Government buildings (salt)	8.00				1
Pownal, Crossroads, Stratford and Keppoch	32.50				1
Garage parking lots (Tractor/Blade used)				1	
York Rd to Pleasant Grove, Vessey Subdivision	13.30				1
Brackley Point, Portage and Union Rd	36.50				1
By–Pass	17.40				2
Central Region (used where needed)			4		
Spares		3		2	3
Totals	539.00	3	4	4	27

Western Region - Summer Maintenance - 2024

Hot mix asphalt for patching crews was available from mid–May to the second week in October. A total of **41,422.84** tonnes was used by the branch for repairing the Province’s paved road network in the Western Region. This asphalt was financed from the Division’s operation and capital maintenance budget.

Hand patching crews spread **2,449.98** tonnes. Private contractors supplied/placed **38,972.86** tonnes of asphalt over **45.618** kilometres.

The following is the tonnage of asphalt acquired from each firm:

Supplier	Tonnes
Chapman Brothers	18,466.00
Curran & Briggs	22,956.84

Resurfacing

The following roads were resurfaced by private contractors through supply and place contracts resurfacing approximately 45.618 kilometres.

Prince Zone P-1

Prince Zone P-2

Road Name	Kilometres		Road Name	Kilometres
Drummond Rd	1.000		School Street – Kensington	0.511
Muttart Shore Rd	1.000		Shipyard Rd	1.000
Farmer St – Kinkora	0.371		Gerald MacCarville Dr	0.456
Callbeck St	0.800		Thompson Point Rd	0.268
Noonan Shore Rd	1.033		Memory Lane	0.690
Cutcliffe Rd	0.177		Mils Point Rd	0.410
			Rte 104	0.700
			7 th St	0.277
			9 th St	0.308
			8 th St	0.270
			North Drive	1.354
			Rte 131 Grand River	1.071
			Moase Rd	0.848
			Rte 11 – Egmont Bay	1.000
			Augustine Rd	0.404
			Rte 177	1.320
			Kinsmen Dr	0.450
			Gavin Arsenault Rd	0.582
			Rte 11	1.285
Total Kms	4.381		Total Kms	13.204

Prince Zone P–3**Prince Zone P–4**

Road Name	Kilometres		Road Name	Kilometres
Maple Leaf Lane	0.343		Gaspe Rd	1.494
Cannontown Rd	0.720		Oliver Rd	1.241
Goodwin Rd	0.750		Rte 12 – Central Kildare	0.371
Rte 14 – Coleman	0.616		Rte 151 – Centreline Rd	0.519
Haliburton Rd	1.362		Trainor Rd	1.295
Barclay Rd	0.900		Rte 14 – Brockton	1.274
Hebron Rd	1.068		Glengarry Rd	1.086
Milligans Wharf Rd	1.006		Mill River Resort Rd	0.412
Rafferty Rd	0.995		Dock Rd	1.231
Mill Rd	1.704		Marchbank Rd	0.852
Mooreshead Rd	1.509		Matthews Lane	0.291
			O’Halloran Rd	1.000
			Trout River Rd	0.790
			Piusville Rd	0.067
			Centerline Rd	1.148
			Ascension Rd	0.878
			O’Rourke Rd	1.118
			Deblois Rd	0.799
			Martin Rd	0.350
			Cape Gage Rd	0.219
			Cemetery Rd	0.800
Total Kms	10.973		Total Kms	17.235

Bush Cutting

During the season, three Government bushcutters cut bushes along the highway. Approximately 859.30 (2 passes) kilometers were cut. The Division also used a mechanical brush chipper and crew to eliminate the need to haul away the slash.

Road Maintenance

During the year, six graders in the county carried out grading services on the unpaved road network. This would include 386 kilometres of seasonal roads and 162 kilometres of year-round unpaved roads. In some cases, roads were also ditched, and loaders and trucks were used to haul away unsuitable material.

Sandstone, gravel and/or rock used to carry out the tasks of surfacing, repairing washouts, shoreline erosion, shoulder repair and material for drainage pipes was as follows:

Sandstone	Gravel	Gabion Rock	Other	Millings
16,103	32,605	154	0	2,170

Sandstone and/or gravel was placed as a new surface material, and new culverts, driveway or cross pipes were installed as required. This work was financed through regular maintenance and capital budgets. On the paved road network, a number of drainage problems were corrected. The equipment used to carry out this work included department or privately owned ditching machines and trucks. New culverts were installed as required for new entrance ways and removal.

The amount of culvert material installed in the Western Region can be found under the section Polyethylene and Corrugated Steel Drainage Pipes.

Guardrail and Roadside Maintenance

Maintenance crews were employed within the county to repair damaged sections of guardrail. Also, these crews cut grass and weeds around guardrails and guideposts in each zone.

Grass Cutting

The Department contracted five private grass cutters to maintain 843.30 kilometers of roadside grass. These contractors were contracted to cut grass from the middle of June until the end of September (2 cuts). In addition, 3 department tractors were utilized for roadside grass cutting on arterial collectors and scenic drives of approximately 816.92 kilometers throughout the Region.

Shoulder Material

During the season, shoulder material was used to upgrade and repair low sections of shoulders.

Dust Control

Liquid calcium chloride was used for dust control and stabilization on gravel roads only. A total of 70,748 liters was used to treat 32 kilometers of road. An additional 136,115 liters were used to spread calcium using Department trucks on various sections of roads throughout the county.

The accompanying tables give the location and extent of work done in each zone during the year.

Prince Zone P–1 Western Region – Maintenance Activities

Road Name	In Kilometres						
	Millings	Gravel	Shale	Shoulders	Ditching	Graded	Bush Cutting
Freetown Rd	2.50			2.50			
Blueshank Rd	12.80			12.80			
Macdonald Rd		0.20		0.20		0.20	

Road Name	In Kilometres						
	Millings	Gravel	Shale	Shoulders	Ditching	Graded	Bush Cutting
McCardle Rd		0.90		0.90		0.90	
North Freetown Rd		0.70		0.70		0.70	
MacPherson Rd		1.00		1.00		1.00	
Vernon Muttart Rd		0.50		0.50		0.50	
Beach Rd		0.50		0.50		0.50	
Wright Rd		0.80		0.80		0.80	
MacCummins Pt			0.50	0.50		0.50	
Lawless Rd			0.25	0.25		0.25	
Maple Plains Rd			0.50	0.50		0.50	
North Freetown Rd			0.25	0.25		0.25	
Vernon Muttart			0.50	0.50		0.50	
Totals	15.30	4.60	2.00	21.90	0.00	6.60	0.00

Prince Zone P – 2 Western Region – Maintenance Activities

Road Name	In Kilometres						
	Millings	Gravel	Shale	Shoulders	Ditching	Graded	Bush Cutting
Rte 11 Egmont Bay		1.00		1.00			
Shipyard Rd		1.00		1.00			
Rte 177		1.32		1.32	0.45		
North Dr		1.20		1.20			
Memory Lane		0.70		0.70			
Back Margate Rd			0.70	0.70			
Rte 11 Strang Rd		1.20		1.20			
Rte Ives Pt		2.60		2.60			
Goodwin Rd		0.80		0.80			
Cannontown Rd		0.70		0.70			
Augustine St		0.40		0.40			
Kinsman Rd		0.45		0.45			
Gavin Arsenault		0.25		0.25			
Mills Pt		0.40		0.40			
Rte 2 Richmond					0.30		

Road Name	In Kilometres						
	Millings	Gravel	Shale	Shoulders	Ditching	Graded	Bush Cutting
Cameron Rd					0.22		
Abrams Village					0.25		
Halderman River					0.25		
Hackmatack Rd					0.45		
Rocky Pt		0.40	0.40				
Union Corner Rd		1.00					
John Paul Rd		10.15					
Ives Pt Rd		1.20					
Totals	0.00	24.77	1.10	12.72	1.92	0.00	0.00

Prince Zone P – 3 Western Region – Maintenance Activities

Road Name	In Kilometres						
	Millings	Gravel	Shale	Shoulders	Ditching	Graded	Bush Cutting
Rock Rd			8.00		0.30		
Church Rd			4.80				
Grand River			3.60				
Moore Rd			2.40				
Port Hill Station		3.60	3.60				
Grand River		0.40					
Green Park Rd		4.00	4.80				
Tyne Valley Fire Hall	2.40						
Bayside			6.00				
Hall Rd			15.60				
Northam Rd			5.00				
MacArthur Rd			5.00				
MacArthur Shore Rd		7.20					
Harts Gravel Rd		2.28					
Percival Rd				3.84			
McNeill Rd			7.20				
Camp Tamawaby		7.44					
MacIntosh Rd		0.12					

Road Name	In Kilometres						
	Millings	Gravel	Shale	Shoulders	Ditching	Graded	Bush Cutting
Old Ferry Rd		0.12	1.08				
Cunningham Rd		0.12					
MacKinnons Farm		0.12					
Enmore Rd			0.96				
Black Banks			5.16				
Luke Rd			0.84				
Watershed Group D25		0.36	0.36				
MacLellan Rd	0.12						
Tuplin Rd		0.24					
McInnis Rd		0.70	3.60				
Mill Rd		0.60	4.50				
Ballum Rd				0.50			
Ellerslie Rd					0.45		
Barlow Rd					0.10		
Mt Pleasant					0.20		
Shaw Rd					1.00		
Boutler Rd					0.30		
Barclay Rd				1.00	1.00		
Smallwood Rd					1.00		
Enmore Rd					2.00		
Rafferty Rd				1.00			
Coleman Rd				1.00			
Hebron Rd				1.00			
Allen				1.00			
Totals	2.52	27.30	82.50	9.34	6.35	0.00	0.00

Prince Zone P – 4 Western Region – Maintenance Activities

Road Name	In Kilometres						
	Millings	Gravel	Shale	Shoulders	Ditching	Graded	Bush Cutting
Ascension Rd					0.16		
Palmer Rd North		2.25			1.25		

Road Name	In Kilometres						
	Millings	Gravel	Shale	Shoulders	Ditching	Graded	Bush Cutting
Piusville Rd				0.14	0.70		
Matthews Lane		0.30		0.60	0.12		
Water St O'Leary					0.10		
Union Rd				0.12			
Rte 4 Pleasant View				0.15			
Foye Rd					0.80		
Howlan Rd					0.15		
Division Line Rd					0.35		
Strang Rd			0.30				
Shield Rd			0.40		0.38		
Trout River Rd					0.81		
Marchbank Rd		0.85		1.70			
Martin Rd		0.35					
Christopher Rd		0.39					
Hunter Rd		0.10					
Arsenault Rd Skinners Pond		0.40					
Pridham Rd		0.95					
Gaspe Rd				3.00			
O'Halloran Rd				2.00			
Totals	0.00	5.59	0.70	7.71	4.82	0.00	0.00

Western Region – Winter Maintenance

Winter activities in the Western Region involved salting, sanding and snow removal. Temporary cold patching of paved roads, water drainage and washout repairs were also carried out, as well as any maintenance activities required to keep our highway system as safe as possible for the motoring public. To achieve this end, the following was used: 10,619 tonnes of salt were purchased for salt-only and 50/50 mix for ice control, 1,459 tonnes to blend with its winter sand. The 25,837 tonnes of blended sand purchased by the Region includes amounts for reserve piles. This blended material consisted of a mixture of six percent salt, 30 percent imported, ¼" minus stone and 70 percent local sand. This material was stored at 8 sites throughout the Region.

Ice Control

Ice control on sections of Highway 1, 1A, 2 East, 2 West, 107, 153 and sections of 142, 150 and 152, were maintained by direct salt application.

Sanding Operations

Approximately 1,624 kilometers of secondary roads were maintained with blended winter sand/salt operations. Sanding operations were carried out by nine snow contractors and 5 Government sand trucks. Winter sanding contractors completed their one-year contract.

Snowfall Records

Total snowfall recorded by Environment Canada recording station volunteers in the Western Region was:

Location	Recorded (cm)
Alma	237
Miscouche	181

Snow Removal Contracted Services

The following is a breakdown of the contracted snow removal services:

Contractor	Kms Plowed
101364	80.48
AJL Ltd.	90.23
Clearview Construction	173.80
Curran & Briggs	197.99
Duffy Construction	190.80
Matthew's Lime Spreading	106.74
Northern Enterprises Ltd.	88.66
Island Coastal West	178.36
Tri-Mix	102.69
Total	1,209.75

The Department was responsible for plowing 413.54 kilometres of highway. To this end, 15 plow routes were established. The following equipment was assigned and located as follows:

Location	Kms	Graders	4x4	Blower	Loaders	Trucks
Tignish	40.57					1
Cascumpeque/Alberton	34.64					1
O'Leary	32.47	1				
Tyne Valley	23.44		1			
Malpeque /Stanley Bridge	32.06					1

Location	Kms	Graders	4x4	Blower	Loaders	Trucks
Albany Route 1	23.30					1
Kinkora	28.07					1
Summerside, Route 1A	21.53					1
Slemon Park	14.25				1	1
Wellington/Route 11	26.74					1
Summerside West	32.39					1
Summerside, Route 2 East	22.14					1
Freetown/Blue Shank	26.72	1				
O'Leary	29.36					1
St. Louis	25.86	1				
Summerside/Alma spare		3	1	6	6	8
Total	413.54	6	2	6	7	19

MECHANICAL BRANCH

Expenditures

Operating budgets for the Mechanical Branch and Fleet Operations during the year totaled \$22,665,800.00.

The budget appropriation was distributed as follows:

Activity	Total
Charlottetown Garage Direct	6,225,000.00
Charlottetown Garage Indirect	1,034,800.00
Bridgetown Garage Direct	3,220,200.00
Bridgetown Garage Indirect	420,800.00
Summerside Garage Direct	5,257,200.00
Summerside Garage Indirect	152,500.00
Western Region Operators	1,780,400.00
Central Region Operators	2,965,400.00
Eastern Region Operators	1,609,500.00
Total	\$22,665,800.00

Equipment

During the 2024–2025 year, a total of **\$5,000,000** in Capital budget allocations was invested to upgrade the Provincial Government Light, Heavy and Electric fleet. The Province also received **\$3,25,000.00** from Emergency Preparedness Funding to go towards equipment purchases. A total of **\$8,250,000.00** was spent on upgrading Light, Heavy and Electric fleet.

Light Fleet

Light Fleet includes vehicles categorized as passenger cars, vans and trucks of less than 2 ton.

Light Fleet Purchases

Quantity	Equipment Purchased
6	One Ton Crew Cab
2	Half Ton Crew Cab 4x4 Trucks
12	Half Ton Ext Cab Trucks
2	Half Ton (2 Door 4x4) Trucks
3	Used Half Ton Trucks
1	Sign Truck
1	Long Wheel-Base Cargo Van
1	Used Cargo Van
7	SUV (Electric)
1	SUV (Gas)
36	Total Vehicles Purchased

Heavy Fleet

Heavy Fleet includes all commercial vehicles exceeding 2 ton and other heavy equipment such as loaders, tractors, bush cutters and attachments associated with the operation.

Heavy Fleet Purchases

Quantity	Equipment Purchased
4	Tandem Plow Trucks & Accessories
6	Tandem Greasing Systems
3	Rubber Tire Wheel Loaders
1	111 HP Tractor
1	Compact Tractor & Attachments
1	Used Motor Grader
3	Loader Mount Snow Blowers
5	Tack Trailers
1	Zero Turn Lawn Mower
1	Forklift (Electric)
3	Mulching Heads
1	One Way Plow

Quantity	Equipment Purchased
1	Tilting Rotator Assembly
31	Total Equipment Purchased

Emergency Preparedness Funding

During the 2024-2025 year, \$3,250,000 in Emergency Preparedness Funding was allocated to invest in fleet purchases.

Emergency Preparedness Funding

Quantity	Equipment Purchased
4	Tandem Plow Trucks & Accessories
4	One Ton Trucks with Aluminum Dump Boxes
1	Wheeled Excavator & Attachments
1	Used Grader
2	Loader Mounted Snow Blowers
12	Total Equipment Purchased

Each year this report includes a table to show the average fleet ages for active units as an indicator of the progress of the Fleet Replacement Program. The ideal number in the "Percentage Over Half Age" column is 50%. At any given time, half of the vehicles in the fleet should not be older than, 50% of the Optimum life and 50% should be younger than half age. The table shows that the Government wide corporate fleet and Transportation and Infrastructure heavy fleet continue to be older than the optimum age distribution.

2024-2025 Fleet Age Indicators

Unit	In Years				
	Quantity	Optimum Life	Target Average Age	Actual Average Age	Percentage Over Half Age
4 x 4 Plow Truck	11	20	10	36	100%
Bush cutter	24	10	5	10	41%
Corporate Fleet	565	6	3	7	70%
Crack Filling Machine	3	10	5	11	33%
Fuel Truck	1	10	5	1	0%
Grade-all	1	20	10	22	100%
Grader	24	20	10	25	86%
Loader	28	20	10	14	53%
Loader Mount Blower	15	20	10	9	33%

Paint Truck	2	10	5	18	50%
Roller	32	20	10	13	78%
Salt Spreader	13	15	10	9	0%
Sand Hopper	9	20	10	22	100%
Shoulder Machine	2	20	10	15	100%
Sign Truck	6	8	7	5	33%
Single Axle	3	10	5	19	100%
Skid Steer	1	10	5	13	100%
Tandem	69	10	5	7	24%
Tractor	23	10	10	12	44%
Tractor Mount Blower	9	20	10	14	33%
Trailer	124	20	10	14	58%
Vacuum Street Sweeper	1	10	5	7	0%

Replacement Program:

Each year department staff conduct a review of the heavy equipment to determine an appropriate replacement program. This program identifies the most immediate needs of the Department – namely operational requirements – and the replacement of existing equipment that has exceeded the useful lifecycle. This program identifies the equipment requirement for years one through five and the annual costs necessary to accomplish it. The equipment is aging, and the Department continues to manage an aging fleet.

Transportation and Infrastructure maintains overall responsibility for the management of Provincial Governments' Light Fleet. Department staff work closely with line departments in the overall management of fleet vehicles. This streamlined approach includes assessment of vehicles to determine appropriate replacement schedules, updating vehicle specifications to support operational needs, and identifying opportunities for reallocation of vehicles in the broader Government fleet in an effort to maximize each vehicle's useful life.

Systems:

The Fleet Management System – Fleet Focus – is utilized to provide an account of the operating and maintenance costs associated with the Department's fleet of vehicles.

Financial Control:

The measure for financial control is budget achievement. During the year, expenditures exceeded budget forecasts as a result of expenditures on repairs to heavy fleet equipment attributed to an aging fleet and increased costs of parts.

Safety:

The Department continues to promote safety awareness by looking at methods to allow for safer work environments and educate the work force in areas of safety.

Training:

The Department of Transportation and Infrastructure's Mechanical Branch continues to consider training a priority and therefore provided training in a number of areas including:

- First Aid
- Powerline Hazards
- Hearing Protection
- Crane operation
- Forklift Operation
- Scissor Lift Operation
- Fall-Arrest Training
- WHMIS
- Sweeper Truck Operation & Maintenance Tips

INFRASTRUCTURE, POLICY AND PLANNING

POLICY AND PLANNING

The Policy and Planning Section is responsible for the assessment and analysis of transportation requirements and policies within the Province, including road, air and marine modes. This Section provides support to the Minister and Deputy Minister in their respective federal/provincial/territorial councils and initiatives within the transportation and infrastructure sectors.

The Section also provides professional engineering support and direction, as resources permit, in the following areas:

- Strategic and functional highway planning;
- Participation in numerous federal/provincial/territorial committees working on transportation policy issues;
- Strategic policies, regulations, infrastructure and services on Prince Edward Island;
- Creation of briefing packages for national and regional meetings attended by the Minister and Deputy Minister;
- Department representation during the planning and implementation of infrastructure development projects on behalf of municipalities and community development groups;
- Facilities planning;
- Project management support and supervision for special projects relating to transportation; and,

- Support and planning regarding the implementation and management of transportation research initiatives and new technologies which have the potential to contribute to enhanced economic development, and improved safety and efficiency on the Province's transportation network.

Planning Section staff represent the Province on several national, international, regional, and provincial committees, including the following:

- Policy and Planning Support Committee (PPSC)
- Aviation Standing Committee
- Marine Transportation Working Group
- Air Sector Recovery Working Group
- National Highway System Review Task Force
- Transportation and the Economy Task Force
- Automated and Connected Vehicles Task Force
- Transportation and the Environment Task Force
- Transportation Statistics and Policy Issues Working Group
- Atlantic Canada Airports Association
- Board of Examiners, PEI Land Surveyors Association (Chair)
- Atlantic Provinces Transportation and Infrastructure Working Group
- Canadian Transportation Research Forum

In addition, the Section is responsible for monitoring activity and progress of various other multi-jurisdictional committees and task forces where relevant.

Section staff assisted with deployment of the Active Transportation Fund and implementation of the Sustainable Transportation Action Plan. Section staff also lead the development and ongoing implementation of a rural transit feasibility study and the rural transit pilot program, launched in October 2021. The new rural service expanded on the pre-existing County Line Express linking Summerside to Charlottetown, with new weekday routes connecting communities, towns and cities across the province.

The Policy and Planning Section was involved in various other projects this year, including those that support regional, provincial and departmental initiatives.

INFRASTRUCTURE SECRETARIAT

The Infrastructure Secretariat is responsible for administering infrastructure-funded programs for Prince Edward Island. The office consists of five full-time provincial employees and 1 temporary position.

Within the reporting period, three infrastructure programs were in operation:

- Canada Community Building Fund (CCBF)

- Canada Housing Infrastructure Fund (CHIF)
- Investing in Canada Program (ICIP)
- Municipal Capital Expenditures Grant (MCEG)

Infrastructure Programs

Canada Housing Infrastructure Fund Program (2024-2034)

The Canada Housing Infrastructure Fund aims to accelerate the construction and upgrading of housing-enabling drinking water, wastewater, stormwater, and solid waste infrastructure, directly supporting the creation of new homes and increasing densification. This investment in the above noted categories is part of the Government of Canada's commitment to address the impacts of the housing crisis on communities of all sizes across Canada, resulting in the Province receiving \$86.2 million in federal funding to be delivered over the next 10 years. The Province and successful applicants are required to supply matching funds to approved projects.

The Department has been working diligently to collaborate with the appropriate stakeholders, such as other Government departments, along with municipalities and eligible not-for-profit and Indigenous Peoples to ensure that they are aware of the CHIF program. Through the first intake, which closed in May 2025, the Department has taken a collaborative approach to ensure appropriate feedback on submitted projects by engaging with the Department of Environment, Energy and Climate Action, the Department of Housing, Lands, and Communities, and the PEI Housing Corp.

Initial project approvals are anticipated in fiscal year 2025-2026.

Investing in Canada Infrastructure Program (2018-2033)

Through the Investing in Canada Plan, \$371.7 million in federal funding is being delivered over 15 years (2018-2033) in the Province to provide predictable and sustainable funding for projects that will build modern, resilient, and green communities for Islanders. The Province and successful applicants are required to supply matching funds to approved projects.

The Department is working closely with Government departments, municipalities, for profits, not-for-profits, and Indigenous Peoples to respond to the unique needs of communities to get infrastructure built that will improve the quality of life across Prince Edward Island.

The program is comprised of five streams - Public Transit, Green Infrastructure, Community, Culture and Recreation, Rural and Northern Communities, and Covid Resiliency Infrastructure.

ICIP Funding Streams	Federal Allocation for PEI
Communities, Culture and Recreation (CCR)	29,060,925.00
CVRIS (Covid-19) Category 1-4	36,697,732.00
CVRIS (Ventilation) Category 5	4,738,144.00
Green Infrastructure (CCM, ARDM, EQ)	204,429,138.00
Public Transit (PT)	14,084,292.00

ICIP Funding Streams	Federal Allocation for PEI
Rural and Northern Communities (RNC)	82,705,236.00
Total	\$371,715,467.00

Note: Amounts include administrative expense allocations

The following tables show the recipients and the amount of grant funding they received in 2024-2025:

Departments / Crown Corporations			
Applicant	Project Number and Description	Total Cost	FY 2024-2025
Department of Transportation and Infrastructure	ICIP-EQ-2023-064 2023-27 Active Transportation - West	4,782,342.88	705,774.57
Department of Transportation and Infrastructure	ICIP-EQ-2023-065 2023-27 Active Transportation - East	6,977,524.68	238,415.79
Department of Transportation and Infrastructure	ICIP-RNC-2020-015 2020-21 PEI TIE Local Roads Bundle IV	7,066,905.00	135,151.90
Department of Transportation and Infrastructure	ICIP-RNC-2022-019 - 2022-23 PEI DTI Local Roads Bundle II	5,058,082.00	83,471.60
Department of Transportation and Infrastructure	ICIP-RNC-2023-027 Collector Road Safety Improvements	2,963,938.81	10,000.04
Department of Transportation and Infrastructure	ICIP-RNC-2023-028 2023-27 Roads Kings	5,895,588.55	173,738.99
Department of Transportation and Infrastructure	ICIP-RNC-2023-029 2023-27 Roads Queens	12,643,965.50	610,039.48
Department of Transportation and Infrastructure	ICIP-RNC-2023-030 2023-27 Roads Prince	7,870,269.20	687,733.16
Department of Transportation and Infrastructure	ICIP-CVRIS-2020-302 Bridgetown Highway Depot Expansion	5,981,395.00	524,104.00
Health PEI	ICIP-CVRIS-2020-117 Health PEI Flooring Replacement Projects	200,000.00	110,250.52
Health PEI	ICIP-CVRIS-2021-501 – QEH Air Handling Unit # 5	655,130.00	24,589.31
Health PEI	ICIP-CVRIS-2023-502 Health & Wellness Ventilation Upgrades	5,716,991.22	1,495,711.14
PEI Energy Corporation	ICIP-CCM-2019-001 PEI 2020 30MW Wind Farm	69,700,000.00	18,282,413.71
PEI Energy Corporation	ICIP-CCM-2019-016 Skinners Pond Transmission Line	35,000,000.00	76,228.26
Slemon Park Corporation	ICIP-EQ-2019-037 Aerospace Blvd. Sewer Line Replacement	632,500.00	261,654.98
Departments / Crown Corporations Totals		\$171,144,632.84	\$23,419,277.45

Municipalities, Not-For-Profits, For-Profits, Indigenous groups:			
Applicant	Project Number and Description	Total Cost	FY 2024-2025
Big Field Traditions Inc.	ICIP-CCR-2021-055 Rollo Bay Fiddle Festival Site	69,401.06	600.00
Charlottetown, City of	ICIP-PT-2022-006 Fleet Refurbishment	360,681.82	32,996.30
Charlottetown, City of	ICIP-PT-2022-010 New Transit Facility Construction (Revised: Transit Fleet Expansion and Electric Bus Charging Station	12,119,693.60	53,044.62
Charlottetown, City of	ICIP-PT-2022-011 New Electric & Diesel Buses	11,670,200.00	1,906,067.79
Charlottetown, City of	ICIP-CCM-2021-023 Charlottetown Simmons Sports Centre	25,534,655.00	2,998,642.72
Charlottetown, City of	ICIP-EQ-2019-006 Wastewater Treatment Plant Resiliency Improvements	6,900,000.00	27,715.76
Charlottetown, City of	ICIP-EQ-2019-004 Sewer Lift Stations Rehabilitation and Enhancement	3,450,000.00	61,898.11
Charlottetown, City of	ICIP-EQ-2021-047 Eastern Gateway Stormwater Management	17,567,830.10	3,567,764.27
Charlottetown, City of	ICIP-EQ-2021-048 Eastern Gateway W&S Rehabilitation	3,450,000.00	1,234,700.47
Community Seniors Cooperative Limited	ICIP-CCR-2021-057 O'Leary Community Room	286,339.45	17,165.27
Cornwall, Town of	ICIP-CCR-2021-059 Sunrise Cove Shoreline Protection & Recreation Area	415,704.30	1,906.14
Cornwall, Town of	ICIP-EQ-2023-066 Cornwall New Water Tower at Wellfield	4,332,664.22	1,710,437.33
Generation XX	ICIP-CCR-2019-032 Generation XX Accessibility	1,000,000.00	333,481.71
Inclusions East Inc.	ICIP-CCR-2021-063 Phase II - Training Center Replacement	2,748,526.00	459,980.51
Kensington, Town of	ICIP-CCR-2022-066- Upgrades to Kensington Credit Union	2,287,125.00	51,257.94
Kensington, Town of	ICIP-EQ-2021-055 Broadway St S Water & Sewer Extensions	2,192,000.00	274,925.56

Municipalities, Not-For-Profits, For-Profits, Indigenous groups:			
Applicant	Project Number and Description	Total Cost	FY 2024-2025
Kinkora, Rural Municipality of	ICIP-EQ-2021-052 Kinkora UV Treatment Structure Upgrade	64,133.22	36,586.31
Lennox Island First Nation	ICIP-ARDM-2022-013 Lennox Island Wharf Construction	21,832,000.00	4,802,628.08
Miscouche, Rural Municipality of	ICIP-EQ-2021-053 Miscouche New West Lagoon Upgrades	3,417,412.56	686,813.77
Montague Regional Athletic Complex Assoc	ICIP-CCR-2021-064 Canada Games 2023 Montague Curling Club Upgrades	331,112.45	64,817.27
Morell, Rural Municipality of	ICIP-EQ-2019-016 Morell Wastewater System Upgrades & Rehabilitation	1,000,000.00	786,943.00
Pat and the Elephant	ICIP-PT-2022-007 Pat and the Elephant 2022 Van Replacement	915,458.12	324,895.63
Stratford, Town of	ICIP-CCM-2021-025 Stratford Community Campus Solar Field	2,296,577.90	914,402.41
Stratford, Town of	ICIP-ARDM-2021-012 Kelly's Pond Watershed Restoration	362,250.00	63,250.34
Stratford, Town of	ICIP-EQ-2019-024 Sewer Lift Station Upgrades Project	2,678,293.02	632,169.40
Stratford, Town of	ICIP-EQ-2021-059 Stratford Community Campus Site Servicing	6,910,737.15	618,520.34
Stratford, Town of	ICIP-EQ-2021-060 Stratford Community Campus AT Trail	4,018,869.44	148,895.63
Summerside, City of	ICIP-EQ-2021-057 Summerside Sewer System Replacements	2,503,906.84	160,067.26
Three Rivers, Town of	ICIP-EQ-2021-063 Brudenell Three Rivers Extension 2023	6,266,337.00	3,666,835.00
University of PEI	ICIP-CCR-2023-067 UPEI Medical School	50,274,481.00	23,011,085.40
Wellington, Rural Municipality of	ICIP-EQ-2021-061 AJL Subdivision	421,594.01	3,182.78
West Prince Curling Club Inc.	ICIP-CCR-2021-061 West Prince Curling Club	7,162,159.69	56,050.78
Xplore Inc.	ICIP-RNC-2019-002 Xplornet	48,722,415.00	3,355,008.08
Municipalities, Not-for-profits, For-Profits, Indigenous group Totals		\$253,562,557.95	\$51,432,566.58
Combined Total		\$424,707,190.79	\$74,851,844.03

Canada Community Building Fund (CCBF) (2024-2034)

The CCBF program (formerly known as the Gas Tax Program) became active on November 22, 2005, with the signing of the federal-provincial Agreement. The original Agreement provided the Province with \$37.5 million over 2005-2010. An extension to the program was announced on September 8, 2008, for \$60 million in additional funding from 2010-2014. On May 27, 2014 the Province signed a ten-year Administrative Agreement covering from 2014-2015 to 2023-2024 for \$163.5 million. There were two additional “top-ups” of \$16.5M each provided to the Province in 2019-2020 and 2020-2021.

Most recently, the Province has signed on to the next ten-year period, as of June 2024, through a new Administrative Agreement with Housing, Infrastructure, and Communities Canada. This current agreement spans 2024-2034, totaling over \$200 million for Prince Edward Island over ten years.

The first five years of the current ten-year agreement provides \$94.5 million to the Province, which is distributed among the following four components:

• Direct Allocation to the 26 Water and/or Sewer Communities	\$50.085 million
• Notional Allocation to 47 municipalities without water and/or sewer	\$ 3.147 million
• Roads and Bridges (municipal road services provided by the Province)	\$28.350 million
• Municipal Strategic Component (includes administration costs)	<u>\$12.918 million</u>
Total	\$94.500 million

The last five years of the current CCBF Administrative Agreement provides the Province with a total of \$105.8 million from Canada.

All projects undertaken with CCBF funding must fall within the 19 eligible project categories, which are as follows:

• Wastewater	• Solid Waste	• Community Energy Systems
• Public Transit	• Drinking Water	• Shortline Rail
• Tourism	• Cultural	• Capacity Building
• Recreation	• Sports	• Disaster Mitigation
• Broadband Connectivity	• Short Sea Shipping	• Regional and Local Airports
• Local Roads and Bridges	• Highways	• Brownfield Redevelopment
• Fire Halls		

Under the new agreement, housing conditions have been introduced. Those communities which have a 2021 Census population of 30,000 or more are required to provide a housing needs assessment, plus specific reporting with regards to housing and how projects are impacting housing. The Province is also now required to provide an annual Letter of Intent, which will be a response to the federal Statement of Priorities designed to address priorities and challenges in each jurisdiction and the associated actions or future plans that will be executed and how those actions will improve housing outcomes. Furthermore, a project-level housing report will be required for all projects completed within the City of Charlottetown,

while the Province must supply a housing narrative to accompany the annual required outcomes report, addressing how CCCBF is being used to address housing pressures within the Province as a whole.

Direct Allocations (DA) to the 25 municipalities with centralized water and/or sewer

In order for the 25 municipalities providing centralized water and/or sewer to receive their bi-annual funding installments, they were required to supply Capital Investment Plans (CIP) to the Infrastructure Secretariat for review. Direct Allocation municipalities received a total of \$3.813 million in 2024-2025. In 2024-2025, the Infrastructure Secretariat reviewed 25 Direct Allocation Project Applications for a total commitment of about \$3.37M. Please note that many of the municipalities receiving DAs, including the City of Charlottetown, are not included in the list below because they have not submitted a Direct Allocation project since November 2023.

Municipality	Project Description	Federal Share 2024-2025
Cornwall, Town of	Direct Allocation	610,767.00
Crapaud, Rural Municipality of	Direct Allocation	100,000.00
Hunter River, Rural Municipality of	Direct Allocation	100,000.00
Kinkora, Rural Municipality of	Direct Allocation	100,000.00
Miscouche, Rural Municipality of	Direct Allocation	100,000.00
Mount Stewart, Rural Municipality of	Direct Allocation	100,000.00
Souris, Town of	Direct Allocation	100,246.00
Stratford, Town of	Direct Allocation	1,015,188.00
Summerside, City of	Direct Allocation	1,486,596.00
Victoria, Rural Municipality of	Direct Allocation	100,000.00
Total DA Payments 2024-2025		\$3,812,797.00

Notional Allocation (NA) to Remaining 34 Municipalities

Under the new CCBF Administrative Agreement it was negotiated that municipalities who do not offer water and/or sewer services would receive 3.33% of the total CCBF Fund which is distributed by population. Municipalities in the Notional Allocation category received a total of \$202,111.00 in 2024-2025. In 2024-2025, the Infrastructure Secretariat reviewed 6 Notional Allocation Project Applications for a total commitment of \$180,133.60.

Municipality	Project Description	Federal Share 2024-2025
Bedeque, Rural Municipality of	Notional Allocation	9,286.00
Breadalbane, Rural Municipality of	Notional Allocation	5,076.00
Linkletter, Rural Municipality of	Notional Allocation	9,405.00
North Shore, Rural Municipality of	Notional Allocation	74,646.00

Municipality	Project Description	Federal Share 2024-2025
West River, Rural Municipality of	Notional Allocation	103,698.00
Total NA Payments 2024-2025		\$202,111.00

Roads and Bridges (R&B)

The Roads and Bridges component of the CCBF program will receive 30% of the Province's total CCBF allotment, totaling \$28.35M from 2024 to 2029. The Department of Transportation and Infrastructure received \$5.4M in funds for 2024-2025 to invest in the renewal, construction, and rehabilitation of roadways within municipal boundaries. The 2024-2025 project list includes the following:

- 2023-24-134 – Poplar Street – Alberton
- 2023-24-141 – Charlottetown Bypass Crash Barrier
- 2024-25-144 – Rink Road Tyne Valley 2024
- 2024-25-147 – Route 19, Nine Mile Creek
- 2024-25-149 – Church Street/Albion Street/Weeks Drive – Alberton
- 2024-25-151 – Wilfred Street – Miscouche c/o
- 2024-25-154 – Route 1 – Hazelbrook – Part II
- 2024-25-155 – Route 1 – Lower Newtown
- 2024-25-156 – Route 1 – Wood Islands 2024
- 2024-25-157 – Route 2 – Morell 2024

Municipal Strategic Component (MSC)

The Municipal Strategic Component of the CCBF Fund was added to the Administrative Agreement in 2014 as a way of providing more funding for strategic projects with significant economic, social and environmental benefits. MSC is targeted at “making a transformative difference in the sustainability and future prosperity of local governments and unincorporated Areas in Prince Edward Island”. With the new 2024-2034 agreement, a focus on approving projects that help address infrastructure related housing pressures will be included in selection process for projects under the MSC stream of funding.

From 2024-2029, this fund will offer \$6,511,050 to Ultimate Recipients with strategic projects, which is almost 7% of the Province's total CCBF allotment. In addition to this amount, there is interest, unspent administration funding and carryover from the 2014-2024 term, bringing the total amount available to \$8,889,264.

The MSC generally has two intakes per year for project consideration, depending on the amount of funds approved in previous year. However, for FY 2024-2025 no intake was held due to the limited amount of time available after negotiating the new agreement, an internal review of the MSC, along with the administration business case development, which impacts the final amount of available funds under this component.

In 2024-2025, the Project Review Committee approved no MSC projects. The total amount of funding released to MSC Ultimate Recipients in 2024-2025 was \$3,322,244.53.

Municipal Strategic Component	Project Description	Federal Share 2024-2025
Charlottetown, City of	CCBF MSC FY 2024-2025 - Project 127.0 Charlottetown Stormwater Modelling	163,036.98
Stratford, Town of	CCBF-MSC FY2024-2025 - Project 126.0 Sewage Capacity and Overflow Improvements	1,115,143.84
Stratford, Town of	CCBF-MSC FY2024-2025 - Project 120.0 Bunbury Sewage Pump Station Upgrades	288,750.00
Summerside, City of	CCBF-MSC Project 112.0 - Wastewater Treatment Plant Centrifuge Overhaul	1,536,650.00
Three Rivers, Town of	CCBF MSC FY 2024-2025 - Project 123.0 Wastewater Treatment Plant Lift Station	218,663.71
Total MSC Payments 2024-2025		\$3,322,244.53

Municipal Capital Expenditures Grant (MCEG)

The Province had been in discussions with municipalities regarding revenue sharing. The municipalities made a request to eliminate the Provincial Infrastructure Fund and replace it with a program that was fully funded and was available to all municipalities at the same requirement level. The Province entered into a revenue sharing agreement for five years (2017-2018 to 2022-2023) in which it was agreed that a new Municipal Capital Expenditures Grant would be created to support municipalities with their capital expenses. The program was recently extended until March 31, 2027. The grant is delivered by Transportation and Infrastructure. The program allows municipalities to claim 10% of their capital expenditures made in a Fiscal Year (FY) based on submission of several documents. The 2024-2025 budget set aside \$10 million for this program.

Municipalities were given a year to submit claims for the previous year's expenditures. In 2024-2025 municipalities received grants up to \$10.49M.

The following table lists the MCEG recipients and how much in grant funding they received.

Municipality	Project Number and Description	FY 2024-2025
Alberton, Town of	MCEG FY 2023-2024 - 1st-4th Quarters Claim Payment	33,027.64
Bedeque And Area, Rural Municipality of	MCEG FY 2023-2024 - 4th Quarter Claim Payment #1, MCEG FY 2023- 2024 - 4th Quarter Claim Payment #2, MCEG FY 2023-2024 - 4th Quarter Claim Payment #3, MCEG FY 2024- 2025 - 1st Quarter Claim Payment, MCEG FY 2024-2025 - 1st & 2nd Quarters Claim Payment	22,624.18
Borden Carleton, Town of	MCEG FY2023-2024 - 1st-4th Quarter	45,943.21

Municipality	Project Number and Description	FY 2024-2025
	Claim Payment, MCEG FY 2023-2024 - 4th Quarter Claim Payment	
Breadalbane, Rural Municipality of	MCEG FY2024-2025 - 1st Quarter Claim Payment	949.40
Charlottetown, City of	MCEG FY2023-2024 - 4th Quarter Claim Payment, MCEG FY2024-2025 - 1st Quarter Claim Payment, MCEG FY 2024-2025 - 2nd Quarter Claim Payment, MCEG FY 2024-2025 - 3rd Quarter Claim Payment, MCEG FY 2024-2025 - 4th Quarter Claim Payment	6,022,326.05
Clyde River, Rural Municipality of	MCEG FY2022-2023 - 1st-4th Quarters Claim Payment, MCEG FY 2023-2024 - 1st-4th Quarters Claim Payment	2,261.64
Cornwall, Town of	MCEG FY 2024-2025 - 1st Quarter Claim Payment, MCEG FY 2024-2025 - 2nd Quarter Claim Payment, MCEG FY 2024-2025 - 3rd Quarter Claim Payment, MCEG FY 2024-2025 - 4th Quarter Claim Payment	475,973.32
Crapaud, Rural Municipality of	MCEG FY2022-2023 - 1st - 4th Quarter Claim Payment, MCEG FY 2023-2024 - 1st-4th Quarters Claim Payment	661.31
Eastern Kings, Rural Municipality of	MCEG FY 2024-2025 - 3rd Quarter Claim Payment	1,900.00
Hunter River, Rural Municipality of	MCEG FY 2024-2025 - 1st-3rd Quarters Claim Payment	1,458.00
Kensington, Town of	MCEG FY 2023-2024 - 4th Quarter Claim Payment	81,100.33
Kinkora, Rural Municipality of	MCEG FY 2023-2024 - 4th Quarter Claim Payment, MCEG FY 2024-2025 - 1st Quarter Claim Payment	139,345.66
Linkletter, Rural Municipality of	MCEG FY 2024-2025 - 2nd Quarter Claim Payment	1,344.78
Malpeque Bay, Rural Municipality of	MCEG FY2024-2025 - 1st Quarter Claim Payment	3,600.43
Miltonvale Park, Rural Municipality of	MCEG FY 2023-2024 - 1st-4th Quarters Claim Payment	18,394.38
Miscouche, Rural Municipality of	MCEG FY 2024-2025 - 1st & 2nd Quarter Claim Payment, MCEG FY	134,560.49

Municipality	Project Number and Description	FY 2024-2025
	2024-2025 - 3rd Quarter Claim Payment, MCEG FY 2024-2025 - 4th Quarter Claim Payment	
Morell, Rural Municipality of	MCEG FY 2023-2024 - 4th Quarter Claim Payment	17,815.09
Murray Harbour, Rural Municipality of	MCEG FY2023-2024 - 1st-4th Quarter Payment	34,703.82
North Rustico, Town of	MCEG FY 2023-2024 - 4th Quarter Claim Payment	219,384.15
North Shore, Rural Municipality of	MCEG FY2022-2023 - 1st-4th Quarters Claim Payment	19,064.07
Northport, Rural Municipality of	MCEG FY 2023-2024 - 1st-4th Quarters Claim Payment	11,876.57
O'Leary, Town of	MCEG FY 2023-2024 - 1st-4th Quarters Claim Payment	5,753.54
Resort Municipality Community	MCEG FY2023-2024 - 1st, 2nd, 3rd and 4th Quarter Claim Payment, MCEG FY 2024-2025 - 1st Quarter Claim Payment	59,623.92
Souris, Town of	MCEG FY 2023-2024 - 4th Quarter Claim Payment	87,959.01
St. Nicholas, Rural Municipality of	MCEG FY 2024-2025 - 1st & 2nd Quarters Claim Payment	3,505.11
St Peters Bay, Rural Municipality of	MCEG FY 2024-2025 - 1st Quarter Claim Payment	7,247.30
Stratford, Town of	MCEG FY 2023-2024 - 1st to 4th Quarter Claim Payment	1,128,935.14
Summerside, City of	MCEG FY 2023-2024 - 4th Quarter Claim Payment	910,732.63
Three Rivers, Town of	MCEG FY 2023-2024 - 4th Quarter Claim Payment, MCEG FY 2024-2025 - 1st Quarter Claim Payment, MCEG FY 2024-2025 - 2nd Quarter Claim Payment, MCEG FY 2024-2025 - 3rd Quarter Claim Payment	769,213.40
Tignish, Rural Municipality of	MCEG FY 2023-2024 - 4th Quarter Claim Payment	6,476.71
Tyne Valley, Rural Municipality of	MCEG FY 2023-2024 - 1st-4th Quarters Claim Payment	7,090.35

Municipality	Project Number and Description	FY 2024-2025
Victoria, Rural Municipality of	MCEG FY2023-2024 - 3rd & 4th Quarters Claim Payment, MCEG FY2024-2025 - 1st & 2nd Quarters Claim Payment, MCEG FY 2024-2025 - 3rd Quarter Claim Payment	62,288.02
Wellington, Rural Municipality of	MCEG FY2023-2024 - 1st-4th Quarters Claim Payment	73,035.66
West River, Rural Municipality of	MCEG FY2023-2024 - 1st-4th Quarter Claim Payment	81,632.63
Total MCEG Payments 2024-2025		\$10,491,807.94

SERVICE PEI

Service PEI began operations in 2020 with a focus to enhance services and prioritize the delivery of high-quality citizen-centred service to all Island residents. Through partnerships with different areas of government, Service PEI strives to improve and innovate government services and programs to help address the evolving needs of residents. A keen focus on continuous improvement and citizen-centred decision-making results in a better quality of life for individuals and communities, by providing access to improved infrastructure, social services, and opportunities for growth and development. When governments prioritize continuous improvement, residents can expect better services, increased transparency, cost efficiencies, greater citizen engagement, and an improved quality of life.

Through Service PEI's three areas of service delivery (Access PEI, Contact PEI and Service Experience), Island residents can access the services they need, in the most convenient way for them.

Our Service Promise - Working Together: We promise to put the needs of Islanders first. We promise to make services more accessible to all Islanders. We promise to be responsive to the diverse needs of Islanders. We promise to be passionate and empathetic about meeting the needs of Islanders. We promise to be open and accountable to Islanders.

ACCESS PEI

At the ten Access PEI locations throughout the province, these in-person service centres provide the opportunity for residents to walk in and receive timely answers to their questions and complete provincial services in-person with staff. In 2024-2025, Access PEI performed over 312,000 transactions and collected over 43 million in revenue on behalf of the Government of Prince Edward Island and other organizations. Population growth paired with the increased list of services at Access PEI has lead to an 10% year over year growth in transactions and an 11% year over year growth in revenues collected for the Province.

Access PEI has continued expanding services to make accessing government programs and services more convenient. In March of 2025, service delivery began at the newest Access PEI location in Cornwall, which is one of the most rapidly growing areas in the province. This year, we were also able to better service the First Nations population of Prince Edward Island by introducing a full-service mobile Access PEI site to these communities. The pilot for this site included two full days at Lennox Island, Abegweit First Nations and the Mi'kmaq Confederacy of PEI.

Community-based Virtual Health Care spaces are being piloted at Access Cornwall this November. This partnership with the Department of Health and Wellness aims to provide the community with the technology, space and support to use virtual healthcare in a setting that is private, and Access PEI staff can assist with Health Card information and Patient Registry information at any time. Two mini-conferencing pods were incorporated into the design of Access Cornwall, with one being fully accessible.

CONTACT PEI

Contact PEI allows Island residents to complete select government services over the phone. It is possible to renew your driver's license or voluntary ID, change your address, complete your motor vehicle registrations, or ask general questions, and staff will assist in directing appropriately. We also provide information on Net Zero Free Programs and the Oil to Heat Pump Affordability Program. All of this is available to Island residents by calling 1-833-PEI-1873 or emailing contactpei@gov.pe.ca during regular business hours.

Contact PEI is also a processing centre for various online services. Transactions that are completed by Island residents online such as driver's license renewals, vehicle registration renewals, personalized plate requests and driver abstract requests, are all processed by the Contact PEI team.

SERVICE EXPERIENCE

Island residents deserve quality service and consistent experience when accessing government information, services and programs. The Service Experience section of Service PEI focuses on creating multiple service delivery options for a variety of provincial programs. The team focuses on creating easy-to-use services that work well on different platforms. They collaborate with others to plan, engage with users, set up service partnerships, improve processes, share data, and evaluate performance. The team's focus is to ensure the following:

- Service Enhancement: improve access, efficiency, responsiveness and effectiveness of public services
- Increase Transparency: improved accountability, better visibility of the decision-making processes and the allocation of resources
- Creating Savings: streamlining operations and eliminating inefficiencies by re-allocating resources into priority areas

- **Better Citizen Engagement:** citizen-centered planning is the basis of all program and service reviews to increase resident trust in government services and programs

In the 2024-2025 fiscal year, the Service Experience team was able to follow through with a few improvement projects:

Oil to Heat Pump Affordability

Service PEI works extensively with the Net Zero office to administer the Oil to Heat Pump Affordability (OHPA) program. With the huge success of the program, the application is currently on hold due to the volume of applications reaching a full program subscription. Service PEI worked extensively to lead the planning, creation and testing of a CRM system that ensured that the administrative functions and workflow processes would work harmoniously within the parameters of the system. Today, the CRM is a sophisticated, advanced and easily customizable tool, that allows us to manage a \$100 million dollar Federal/Provincial program. Without this system, we would not have been able to manage a program of this size and level of complexity, which includes managing clients and contractors, and establishing workflow coordination from storefronts (Access PEI) and call centre (Contact PEI), with the level of success and confidence that we've had. With an overall 94% satisfaction rating from Islanders who have completed the OHPA program, it has been of great value and experience for thousands of residents in improving their homes.

Free Heat Pump, Insulation and Hot Water Heater Programs

Not all Islanders are eligible for the Oil to Heat Pump Affordability program (OHPA), due to factors such as oil consumption or income. Those who are ineligible are still able to receive some free energy efficient upgrades through the Net Zero Free Programs, which include heat pumps, electric hot water heaters and insulation installations. In 2024, the program was expanded to include homeowners that make up to \$100,000 annually. Staff within each area of Service PEI complete front-end customer service and administration support necessary to the program, including verifying client applications, process eligibility criteria, workorder contractor assignment, invoice payment preparation and data point collection for the three free programs. The program saw continued success this past fiscal year (alongside the Oil to Heat Pump Affordability Program) with a total of 783 installations completed. This year, we saw 733 free heat pumps installed, 214 hot water heaters installed, and over 1300 homes insulated.

Access PEI Site Review

An in-depth analysis of all existing Access PEI locations was conducted in collaboration with an external consultant. The purpose of this was to identify any gaps (welcoming, accessibility, privacy, security, technology) in service delivery and how we could best mitigate barriers that hinder the client's experience. This analysis was done through site assessments/visits, public surveys, interviews with stakeholders, and jurisdictional scans. The project focus is to create an equitable service delivery model for in-person services. The findings include 10 recommendations and there is a plan in place to address these.

Vehicle Transfer After a Death Project

Service PEI and Highway Safety are working together to revise the administrative process that follows the death of an individual in PEI, aiming to make it more efficient and supportive for families and executors. This project will enhance the experience of grieving families on Prince Edward Island by moving to an

appointment-based service model, creating informative resources for public access, and streamlining internal process resources. By reducing the number of required visits and improving the clarity of information provided, this collaborative effort will ensure families receive timely, empathetic support during a difficult time.

Universal Electric Vehicle (EV) Incentive Program

It was the fourth year for the Prince Edward Island Universal Electric Vehicle (EV) Incentive Program. Service PEI is responsible for handling the processing of applications for the program. This year, there were 924 EV Incentive Program rebates administered, which is up from 680 from the 2023-2024 fiscal year.

Service Modernization and SWAT Replacement Project

The RFP was completed for the Service Modernization Review project which will ultimately replace the existing SWAT software which is PEI's 20-year-old core transaction system. Service PEI's vision for comprehensive service transformation, where citizens access all government services through integrated, proactive, seamless life-event-centered experiences in-person, online or over the phone. This work has been initiated and will continue through 2025.

Service PEI 2024-2025 Fiscal Year Statistical Summary

- 10 Access PEI locations that served over 188,000 clients in 2024-2025 (Charlottetown, Royalty Crossing Mall, Cornwall, Summerside, Souris, Montague, Wellington, O'Leary, Tignish & Alberton)
- 312,560 transactions and collection of over 38 million dollars in revenue through Access PEI
- 924 EV Incentive Program rebates administered
- 1,500 OHPA grants administered
- Free Program Volumes - Installed 733 heat pumps, 214 hot water heaters and over 1,300 homes
- 782 Free Energy Efficient Equipment Rebates processed
- 147 Business Energy Rebates processed
- 478 Energy Efficient Equipment Rebates for Residential rental Properties processed
- 2,794 Heat Pump Rebates processed
- 1,108 Free Equipment appointments completed (this service was terminated in October 2024)
- Skip the Waiting Room tool utilization booked over 2,900 appointments for building permits, marriage licenses and health cards
- 8,260 contactless services provided by Contact PEI including registration renewals, license and voluntary ID renewals, address changes and duplicates
- 5,553 online driver license renewals processed
- 170 online personalized plates processed
- 1,555 online driver's abstracts processed
- 40,963 online motor vehicle renewals processed
- 1,284 OHPA customer service support cases created in the CRM

DEPARTMENT OF TRANSPORTATION AND INFRASTRUCTURE

Statement of Ordinary Expenditures For the year ended March 31, 2025

	Actuals FY 24/25	Budget Estimates FY 24/25
STRATEGIC POLICY, EVALUATION AND LEGISLATION		
Strategic Policy, Evaluation and Legislation		
Administration	1,559	-
Equipment	3,090	-
Materials, Supplies, & Services	107	-
Salaries	67,871	-
Travel & Training	83	-
	72,710	-
	Actuals	Budget Estimates
	FY 24/25	FY 24/25
CORPORATE SERVICE DIVISION		
Executive Office		
Administration	18,513	21,800
Materials, Supplies, & Services	1,376	500
Salaries	433,475	426,500
Travel & Training	21,196	21,800
	474,560	470,600
Corporate Service Administration		
Administration	21,595	19,900
Equipment	10,776	500
Materials, Supplies, & Services	12,929	10,800
Professional Services	150	1,500
Salaries	333,007	371,900
Travel & Training	7,469	2,000
	385,926	406,600
TOTAL CORPORATE SERVICES DIVISION	933,196	877,200

	Actuals FY 24/25	Budget Estimates FY 24/25
INFRASTRUCTURE, POLICY, & PLANNING DIVISION		
Infrastructure		
Administration	62,320	86,400
Equipment	738	13,000
Materials, Supplies, & Services	3,945	13,200
Professional Services	59,707	395,000
Salaries	721,109	1,043,100
Travel & Training	1,784	18,700
Grants	87,945,861	110,522,200
	88,795,464	112,091,600
Planning		
Administration	4,277	16,200
Equipment	125	10,000
Materials, Supplies, & Services	576	2,500
Professional Services	-	210,000
Salaries	98,763	323,900
Travel & Training	11,102	24,000
	114,843	586,600
TOTAL INFRASTRUCTURE, POLICY, & PLANNING DIVISION	88,910,307	112,678,200

HIGHWAY SAFETY DIVISION

Highway Safety Administration		
Administration	83,064	58,100
Equipment	39,916	900
Materials, Supplies, & Services	172,661	16,900
Professional Services	50,248	32,000
Salaries	215,250	201,000
Travel & Training	15,017	43,700
Grants	168,000	100,000
	744,156	452,600

	Actuals FY 24/25	Budget Estimates FY 24/25
Promotion Highway Safety		
Administration	1,418	1,000
Equipment	1,659	600
Materials, Supplies, & Services	19,703	18,400
Professional Services	-	500
Salaries	1,171,147	1,218,800
Travel & Training	26,866	2,500
	1,220,793	1,241,800
Registration & Licensing		
Administration	45,128	900
Equipment	5,643	4,000
Materials, Supplies, & Services	445,554	310,600
Salaries	1,181,483	1,226,700
Travel & Training	(5,007)	700
	1,672,801	1,542,900
Highway Scales		
Administration	202	-
Equipment	13,720	11,400
Materials, Supplies, & Services	2,679	24,200
Salaries	660,661	756,700
Travel & Training	(617)	1,000
	676,645	793,300
TOTAL HIGHWAY SAFETY DIVISION	4,314,395	4,030,600

LAND AND ENVIRONMENT DIVISION

Environmental Management		
Administration	17,569	8,700
Equipment	-	2,000
Materials, Supplies, & Services	17,689	10,400
Professional Services	105,485	94,100
Salaries	703,034	790,200
Travel & Training	90,322	68,100
	934,099	973,500

	Actuals FY 24/25	Budget Estimates FY 24/25
Properties		
Administration	102,115	128,200
Equipment	763	1,500
Materials, Supplies, & Services	623,560	232,900
Professional Services	18,071	274,900
Salaries	852,208	1,109,600
Travel & Training	8,933	23,300
	1,605,650	1,770,400

Surveys		
Administration	7,285	7,800
Equipment	1,231	8,200
Materials, Supplies, & Services	4,962	12,800
Professional Services	270	3,000
Salaries	712,451	681,200
Travel & Training	310	8,000
	726,509	721,000

TOTAL LAND AND ENVIRONMENT DIVISION	3,266,258	3,464,900
--	------------------	------------------

	Actuals FY 24/25	Budget Estimates FY 24/25
--	---------------------	------------------------------

HIGHWAY MAINTENANCE DIVISION

Maintenance Administration - Director's Office		
Administration	33,265	16,800
Equipment	1,760	-
Materials, Supplies, & Services	1,295	1,000
Professional Services	19,821	116,000
Salaries	332,619	352,600
Travel & Training	22,132	11,900
	410,892	498,300

Inventory Control		
Administration	1,382	3,000
Equipment	1,060	-
Materials, Supplies, & Services	423,523	612,800
Salaries	541,814	575,600
Travel & Training	2,661	6,000
	970,440	1,197,400

	Actuals FY 24/25	Budget Estimates FY 24/25
Provincial Maintenance Road Program		
Materials, Supplies, & Services	2,435,765	1,722,600
Professional Services	7,224	-
	2,442,989	1,722,600
Maintenance Administration - Western Region		
Administration	18,411	41,500
Equipment	4,415	600
Materials, Supplies, & Services	9,737	2,600
Salaries	610,637	701,100
Travel & Training	888	2,500
	644,088	748,300
Maintenance Administration - Eastern Region		
Administration	21,863	52,200
Equipment	3,500	400
Materials, Supplies, & Services	13,073	700
Salaries	663,802	576,200
Travel & Training	1,357	3,200
	703,595	632,700
Maintenance Administration - Central Region		
Administration	7,495	65,200
Materials, Supplies, & Services	468	600
Salaries	592,949	707,500
Travel & Training	125	800
	601,037	774,100
Summer Maintenance - Western Region		
Administration	6	-
Equipment	5,300	6,500
Materials, Supplies, & Services	2,703,060	1,919,600
Professional Services	80	-
Salaries	2,206,362	2,537,500
Travel & Training	91,429	63,400
	5,006,237	4,527,000

	Actuals FY 24/25	Budget Estimates FY 24/25
Summer Maintenance - Eastern Region		
Administration	3,162	-
Equipment	8,388	-
Materials, Supplies, & Services	2,499,370	1,598,100
Professional Services	50	-
Salaries	2,175,732	2,304,700
Travel & Training	122,927	35,100
	4,809,629	3,937,900

Summer Maintenance - Central Region		
Administration	13,610	-
Equipment	2,446	-
Materials, Supplies, & Services	4,210,367	2,432,600
Professional Services	50	-
Salaries	2,519,233	3,012,100
Travel & Training	57,858	75,000
	6,803,564	5,519,700

Rails to Trails Maintenance		
Administration	446	3,400
Equipment	3,100	-
Materials, Supplies, & Services	647,449	426,900
Professional Services	4,700	-
Salaries	1,104,995	1,208,600
Travel & Training	26,832	23,000
	1,787,522	1,661,900

Winter Maintenance - Western Region		
Materials, Supplies, & Services	8,183,509	8,646,400
Salaries	422,415	467,000
Travel & Training	234	-
	8,606,158	9,113,400

Winter Maintenance - Eastern Region		
Administration	2,166	-
Equipment	7,949	-
Materials, Supplies, & Services	5,545,420	4,967,600
Salaries	481,210	452,300
Travel & Training	2,205	4,000
	6,038,950	5,423,900

	Actuals FY 24/25	Budget Estimates FY 24/25
Winter Maintenance - Central Region		
Administration	200	-
Materials, Supplies, & Services	9,273,541	8,799,000
Salaries	816,885	639,600
Travel & Training	5,116	-
	10,095,742	9,438,600
Mechanical - Charlottetown Garage - Direct		
Administration	5,680	16,900
Equipment	25,590	3,500
Materials, Supplies, & Services	3,643,576	2,839,300
Professional Services	221	4,100
Salaries	2,553,579	3,228,300
Travel & Training	36,119	132,900
	6,264,765	6,225,000
Mechanical - Charlottetown Garage - Indirect		
Administration	8,275	15,200
Equipment	21,668	12,400
Materials, Supplies, & Services	98,851	268,500
Professional Services	-	38,400
Salaries	638,959	696,200
Travel & Training	326,321	4,100
	1,094,074	1,034,800
Mechanical - Summerside Garage - Direct		
Administration	16,690	14400
Debt	658	0
Equipment	2,902	5500
Materials, Supplies, & Services	3,363,488	2290800
Professional Services	850	8000
Salaries	2,799,884	2867300
Travel & Training	47,011	71,200
	6,231,483	5,257,200

	Actuals FY 24/25	Budget Estimates FY 24/25
Mechanical - Summerside Garage - Indirect		
Administration	29,465	17,800
Equipment	22,420	18,700
Materials, Supplies, & Services	15,458	15,000
Salaries	93,807	95,600
Travel & Training	90	5,400
	161,240	152,500
Mechanical - Bridgetown Garage - Indirect		
Administration	8,782	15,600
Equipment	-	2,100
Materials, Supplies, & Services	167,758	67,700
Professional Services	-	5,400
Salaries	369,480	327,700
Travel & Training	-	2,300
	546,020	420,800
Mechanical - Bridgetown Highway Garage - Direct		
Administration	167	-
Equipment	28,245	7,000
Materials, Supplies, & Services	2,422,743	1,522,100
Professional Services	150	3,200
Salaries	1,450,940	1,557,000
Travel & Training	54,427	130,900
	3,956,672	3,220,200
Mechanical - Operators- Western Region		
Administration	-	1,500
Materials, Supplies, & Services	8,904	14,000
Professional Services	860	-
Salaries	1,875,820	1,746,200
Travel & Training	17,500	18,700
	1,903,084	1,780,400
Mechanical - Operators - Eastern Region		
Administration	-	200
Materials, Supplies, & Services	20,026	28,000
Professional services	410	-
Salaries	1,589,014	1,559,500
Travel & Training	34,661	21,800
	1,644,111	1,609,500

	Actuals FY 24/25	Budget Estimates FY 24/25
Mechanical - Operators - Central Region		
Administration	-	3,800
Materials, Supplies, & Services	21,444	50,300
Professional Services	790	-
Salaries	1,990,373	2,865,400
Travel & Training	25,470	45,900
	2,038,077	2,965,400
TOTAL HIGHWAY MAINTENANCE DIVISION	72,760,369	67,861,600

PUBLIC WORKS AND PLANNING DIVISION

Director's Office		
Administration	8,392	12,000
Equipment	1,332	-
Materials, Supplies, & Services	23,806	5,100
Professional Services	173,972	110,000
Salaries	263,050	297,400
Travel & Training	1,820	12,900
	472,372	437,400
Building Construction		
Administration	4,584	200
Equipment	3,321	-
Materials, Supplies, & Services	4,507	1,400
Salaries	306,422	346,600
Travel & Training	44,611	23,200
	363,445	371,400
Building Design		
Administration	12,745	1,000
Equipment	6,112	8,800
Materials, Supplies, & Services	4,504	-
Salaries	980,889	1,099,600
Travel & Training	39,420	9,900
	1,043,670	1,119,300

	Actuals FY 24/25	Budget Estimates FY 24/25
Public Works Administration		
Administration	94,721	113,100
Equipment	6,279	9,500
Materials, Supplies, & Services	18,891	181,100
Professional Services	-	150,000
Salaries	1,579,105	1,650,400
Travel & Training	35,923	38,500
	1,734,919	2,142,600
District Heating Plant		
Materials, Supplies, & Services	1,383,508	1,662,200
	1,383,508	1,662,200
Building Maintenance Group Homes - 185 Beach Grove Road - Group Home		
Administration	-	5,000
Materials, Supplies, & Services	56,570	64,500
Professional Services	-	500
	56,570	70,000
Building Maintenance Group Homes - 178 Station Road - Cedar Group Home		
Administration	460	500
Materials, Supplies, & Services	56,204	51,500
Professional Services	311	500
	56,975	52,500
Building Maintenance Group Homes - 159 Station Road - Oak Group Home		
Administration	-	1,000
Equipment	1,421	-
Materials, Supplies, & Services	37,956	56,500
Professional Services	311	500
	39,688	58,000
Building Maintenance Group Homes - 171 Station Road - Maple Group Home		
Administration	-	1,000
Equipment	3,039	-
Materials, Supplies, & Services	58,921	58,000
Professional Services	311	500
	62,271	59,500

	Actuals FY 24/25	Budget Estimates FY 24/25
Building Maintenance Group Homes - Patterson Drive Charlottetown		
Administration	1,353	1,500
Materials, Supplies, & Services	14,335	18,000
Professional Services	-	500
	15,688	20,000
Building Maintenance Group Homes - 1324 Barbara Weit Road		
Administration	586	1,000
Materials, Supplies, & Services	18,557	30,000
Professional Services	4,419	500
	23,562	31,500
Building Maintenance Group Homes - Summerville Rental		
Equipment	26	-
Materials, Supplies, & Services	22,539	17,000
	22,565	17,000
Building Maintenance Group Homes - 75 Croker Street East Royalty		
Administration	2,283	-
Equipment	747	-
Materials, Supplies, & Services	19,947	-
Professional Services	(1,613)	-
	21,364	-
Building Maintenance Group Homes - New Group Home Patterson Drive		
Materials, Supplies, & Services	1,346	-
	1,346	-
Building Maintenance Group Homes - Tyne Valley Youth Centre		
Administration	3,497	5,700
Equipment	4,034	6,000
Materials, Supplies, & Services	74,648	130,600
Salaries	125,199	209,900
	207,378	352,200

	Actuals FY 24/25	Budget Estimates FY 24/25
Building Maintenance Direct - Mona Wilson Building		
Administration	23,579	23,000
Materials, Supplies, & Services	67,498	47,500
Professional Services	721	500
	91,798	71,000
Building Maintenance Direct - Shaw, Sullivan, & Jones Buildings		
Administration	493,160	508,500
Equipment	16,473	12,500
Materials, Supplies, & Services	1,154,932	1,513,800
Professional Services	676,988	654,300
Salaries	1,457,572	1,511,600
Travel & Training	3,607	5,000
	3,802,732	4,205,700
Building Maintenance Direct - Province House		
Administration	29,451	25,300
Materials, Supplies, & Services	2,235	105,200
Salaries	-	57,100
	31,686	187,600
Building Maintenance Direct - Province House Annex		
Administration	8,621	8,700
Materials, Supplies, & Services	28,493	56,300
	37,114	65,000
Building Maintenance Direct - Government House		
Administration	18,704	23,300
Equipment	4,024	-
Materials, Supplies, & Services	133,615	136,200
Professional Services	396	2,000
Salaries	424,478	528,400
Travel & Training	68	-
	581,285	689,900
Building Maintenance Direct - Customs House		
Administration	9,811	10,200
Materials, Supplies, & Services	56,205	71,200
Professional Services	289	-
	66,305	81,400

	Actuals FY 24/25	Budget Estimates FY 24/25
Building Maintenance Direct - Coles Building		
Administration	43,671	44,200
Equipment	1,429	-
Materials, Supplies, & Services	72,270	84,900
Professional Services	486	-
Salaries	371	83,500
	118,227	212,600
Building Maintenance Direct - Prince County Jail & Courthouse		
Administration	21,471	17,500
Materials, Supplies, & Services	174,255	165,400
Professional Services	502	-
Salaries	-	47,200
	196,228	230,100
Building Maintenance Direct - Summerside Youth Centre		
Administration	92,261	93,900
Materials, Supplies, & Services	281,653	309,500
Professional Services	502	-
	374,416	403,400
Building Maintenance Direct - Provincial Correctional Centre		
Administration	71,559	70,000
Materials, Supplies, & Services	711,028	935,300
Salaries	-	68,900
	782,587	1,074,200
Building Maintenance Direct - Montague Office Complex		
Equipment	331	-
Materials, Supplies, & Services	154,264	124,300
Professional Services	2,326	-
	156,921	124,300
Building Maintenance Direct - Southern Kings/Queens RSC		
Administration	5,803	6,300
Materials, Supplies, & Services	118,184	113,700
Professional Services	432	-
	124,419	120,000

	Actuals FY 24/25	Budget Estimates FY 24/25
Building Maintenance Direct - West Prince RSC		
Administration	7,046	8,400
Materials, Supplies, & Services	83,333	71,300
Professional Services	432	-
	90,811	79,700
Building Maintenance Direct - Prince Edward Home		
Materials, Supplies, & Services	12,250	15,300
	12,250	15,300
Building Maintenance Direct - Small Buildings		
Administration	40,021	-
Materials, Supplies, & Services	171,308	-
Professional Services	225,902	-
	437,231	-
Building Maintenance Direct - Access PEI Summerside		
Administration	48,683	52,600
Equipment	402	-
Materials, Supplies, & Services	263,952	427,800
Professional Services	24,790	1,500
	337,827	481,900
Building Maintenance Direct - Highway Testing Lab		
Materials, Supplies, & Services	66,887	55,700
Salaries	2,019	40,100
	68,906	95,800
Building Maintenance Direct - Brighton Road Office Complex		
Administration	29,644	30,500
Materials, Supplies, & Services	95,660	53,700
Professional Services	426	500
Salaries	42,407	33,400
	168,137	118,100

	Actuals FY 24/25	Budget Estimates FY 24/25
Building Maintenance Direct - Holland College - Royalty Operations		
Administration	155,931	155,000
Materials, Supplies, & Services	438,576	401,600
Professional Services	1,070	-
	595,577	556,600
Building Maintenance Direct - Summerside Garage - Slemon Park		
Administration	1,975	2,000
Materials, Supplies, & Services	269,723	252,700
Professional Services	854	-
	272,552	254,700
Building Maintenance Direct - DTI Surplus Wearhouse		
Administration	685	-
Materials, Supplies, & Services	16,423	21,800
Professional Services	486	500
	17,594	22,300
Building Maintenance Direct - Kings County Courthouse		
Administration	2,227	2,600
Materials, Supplies, & Services	37,628	45,200
	39,855	47,800
Building Maintenance Direct - Scale Houses		
Administration	4,983	5,000
Materials, Supplies, & Services	94,937	74,000
Salaries	10,178	6,500
	110,098	85,500
Building Maintenance Direct - Environment Wearhouse		
Materials, Supplies, & Services	15,163	24,700
Professional Services	1,365	500
	16,528	25,200

	Actuals FY 24/25	Budget Estimates FY 24/25
Building Maintenance Direct - Acadian Museum		
Administration	-	3500
Materials, Supplies, & Services	46,954	36500
	46,954	40,000
Building Maintenance Direct - Basin Head Museum		
Administration	973	1,000
Materials, Supplies, & Services	28,075	45,500
	29,048	46,500
Building Maintenance Direct - Orwell Historic Village		
Administration	164	-
Materials, Supplies, & Services	5,766	38,700
Travel & Training	663	-
	6,593	38,700
Building Maintenance Direct - Yeo House		
Materials, Supplies, & Services	10,311	42,500
	10,311	42,500
Building Maintenance Direct - MacPhail Homestead		
Administration	6	-
Materials, Supplies, & Services	23,596	46,300
Professional Services	690	-
	24,292	46,300
Building Maintenance Direct - Belmont Street Food Bank		
Materials, Supplies, & Services	21,606	37,200
	21,606	37,200
Building Maintenance Direct - Montague Food Bank		
Materials, Supplies, & Services	16,284	26,400
	16,284	26,400

	Actuals FY 24/25	Budget Estimates FY 24/25
Building Maintenance Direct - Lea Crane Building		
Administration	3,976	4,000
Materials, Supplies, & Services	50,920	49,800
Professional Services	333	-
Salaries	24,628	27,100
	79,857	80,900
Building Maintenance Direct - Potato Services Building - Kensington		
Administration	4,298	4,200
Materials, Supplies, & Services	53,962	58,100
Professional Services	433	-
	58,693	62,300
Building Maintenance Direct - Tignish Sign Shop		
Administration	2,570	2,500
Equipment	167	-
Materials, Supplies, & Services	27,100	44,200
	29,837	46,700
Building Maintenance Direct - Tignish Body Shop		
Administration	7,133	7,100
Materials, Supplies, & Services	58,654	82,900
Professional Services	383	-
	66,170	90,000
Building Maintenance Direct - Alma Field Office		
Materials, Supplies, & Services	41,901	48,800
	41,901	48,800
Tyne Valley Medical Centre		
Equipment	370	-
Materials, Supplies, & Services	27,528	25,000
Professional Services	1,490	-
	29,388	25,000

	Actuals FY 24/25	Budget Estimates FY 24/25
Building Maintenance Direct - Brudenell Park		
Administration	112,292	120,300
Materials, Supplies, & Services	17,144	27,500
	129,436	147,800
Building Maintenance Direct - St. Eleanor's House		
Materials, Supplies, & Services	37,811	17,500
	37,811	17,500
Building Maintenance Direct - Forestry Office - Queens		
Administration	12,735	12,800
Materials, Supplies, & Services	22,520	28,200
Professional Services	1,840	600
	37,095	41,600
Building Maintenance Direct - Forestry Office - Prince		
Materials, Supplies, & Services	22,737	27,300
Salaries	6,152	6,500
	28,889	33,800
Building Maintenance Direct - Forestry Office - Kings		
Materials, Supplies, & Services	36,637	36,700
	36,637	36,700
Building Maintenance Direct - VIC - Cavendish		
Administration	706	1,000
Materials, Supplies, & Services	56,831	59,600
Salaries	20,820	29,700
	78,357	90,300
Building Maintenance Direct - Vet Clinic - O'Leary		
Materials, Supplies, & Services	30,511	54,000
	30,511	54,000

	Actuals FY 24/25	Budget Estimates FY 24/25
Building Maintenance Direct - Highway Depot-Bridgetown		
Materials, Supplies, & Services	1,369	-
	1,369	-
Building Maintenance Direct - Access PEI - Alberton		
Administration	2,254	2,300
Materials, Supplies, & Services	38,056	37,600
Professional Services	432	500
Salaries	7,303	7,900
	48,045	48,300
Building Maintenance Direct - Analytical Lab - Upton Road		
Administration	9,667	10,300
Materials, Supplies, & Services	342,947	373,900
Professional Services	1,278	-
	353,892	384,200
Building Maintenance Direct - Kensington Post Office		
Administration	5,805	6,000
Materials, Supplies, & Services	81,735	77,800
	87,540	83,800
Building Maintenance Direct - Murchison House		
Materials, Supplies, & Services	3,613	6,700
	3,613	6,700
Building Maintenance Direct - Queens County Highway Stores		
Administration	98,736	60,000
Materials, Supplies, & Services	288,836	243,100
Professional Services	1,157	-
	388,729	303,100
Building Maintenance Direct - Queens Wharf		
Administration	30,607	28,500
Materials, Supplies, & Services	72,338	77,600
	102,945	106,100

	Actuals FY 24/25	Budget Estimates FY 24/25
Building Maintenance Direct - New Pandemic Warehouse		
Materials, Supplies, & Services	1,852	11,300
Professional Services	943	-
	2,795	11,300
Building Maintenance Direct - Georgetown Holy Trinity Church		
Materials, Supplies, & Services	1,067	7,500
	1,067	7,500
Building Accommodations - 591 North River Road		
Administration	26,532	-
	26,532	-
Building Accommodations - Evangeline RSC		
Administration	68,071	67,800
Materials, Supplies, & Services	3,788	5,000
Professional Services	512	-
	72,371	72,800
Building Accommodations - Johnny Ross Young RSC		
Administration	269,321	296,400
Materials, Supplies, & Services	1,274	500
Professional Services	432	500
	271,027	297,400
Building Accommodations - Queens Region Health - Ellis Bros Bldg.		
Administration	1,191,091	1,137,900
Materials, Supplies, & Services	3,035	-
Professional Services	585	-
	1,194,711	1,137,900
Building Accommodations - Health Agency Younker, Roch Building		
Administration	-	616,900
Materials, Supplies, & Services	8	400
Professional Services	298	-
	306	617,300

	Actuals FY 24/25	Budget Estimates FY 24/25
Building Accommodations - Provincial Library Morell		
Administration	254,170	253,100
Materials, Supplies, & Services	196	-
	254,366	253,100
Building Accommodations - St. Paul's Rectory		
Administration	37,519	27,300
Materials, Supplies, & Services	16,343	28,400
	53,862	55,700
Building Accommodations - E. Blanchard (Gordon Drive)		
Administration	104,983	120,000
Materials, Supplies, & Services	30,341	29,000
Professional Services	746	-
	136,070	149,000
Building Accommodations - Concorde Building		
Administration	224,494	239,600
Equipment	4,519	-
Materials, Supplies, & Services	(73,848)	-
Professional Services	14,504	-
	169,669	239,600
Building Accommodations - Davies Law Courts		
Administration	728,367	770,100
Materials, Supplies, & Services	246,728	233,600
Professional Services	276,354	338,500
	1,251,449	1,342,200
Building Accommodations - Highway Safety Office		
Administration	269,877	279,600
Materials, Supplies, & Services	3,964	5,000
	273,841	284,600
Building Accommodations - Stonehouse Visitor Information Centre		
Administration	74,115	70,000
	74,115	70,000

	Actuals FY 24/25	Budget Estimates FY 24/25
Building Accommodations - Fisheries Warehouse		
Administration	48,358	49,000
Materials, Supplies, & Services	25,426	26,600
	73,784	75,600
Building Accommodations - 491 Main St Montague		
Administration	100,479	-
Materials, Supplies, & Services	770	-
	101,249	-
Building Accommodations - Kelly Building - Courthouse		
Administration	192,514	200,000
	192,514	200,000
Building Accommodations - Breckan Yates Building		
Administration	243,726	248,300
Materials, Supplies, & Services	47	-
Travel & Training	215	-
	243,988	248,300
Building Accommodations - Linden Avenue Medical Center		
Administration	79,916	-
	79,916	-
Building Accommodations - Seaside Medical Centre		
Administration	(10,230)	-
Materials, Supplies, & Services	9,990	-
	(240)	-
Building Accommodations - Orthoptics Clinic		
Administration	(914)	-
Materials, Supplies, & Services	1,105	-
	191	-
Building Accommodations - SRDC 109 Water Street		
Administration	144,396	150,000
	144,396	150,000

	Actuals FY 24/25	Budget Estimates FY 24/25
Building Accommodations - Gateway Village VIC		
Administration	69,184	71,900
	69,184	71,900
Building Accommodations - Confederation Court Lease - EMO		
Administration	151,972	157,000
	151,972	157,000
Building Accommodations - Donald Bondy Building		
Administration	424,391	417,400
Materials, Supplies, & Services	51,785	50,000
Professional Services	382	500
	476,558	467,900
Building Accommodations - Hunter River Health Centre		
Administration	105,600	116,000
	105,600	116,000
Building Accommodations - Summerside Medical Centre		
Administration	405,000	421,700
	405,000	421,700
Building Accommodations - Polyclinic		
Administration	487,986	582,600
	487,986	582,600
Building Accommodations - Pharmtech - Friendly Pharmacy		
Administration	231,088	194,500
	231,088	194,500
Building Accommodations - Department of Fisheries - Montague		
Administration	258,687	343,800
Professional Services	777	1,000
	259,464	344,800

	Actuals FY 24/25	Budget Estimates FY 24/25
Building Accommodations - Department of Education - Summerside		
Administration	1,059,541	1,126,100
Materials, Supplies, & Services	62,303	45,000
Professional Services	811	-
	1,122,655	1,171,100
Building Accommodations - VIC - Mt. Pleasant		
Administration	16,000	22,300
Materials, Supplies, & Services	62	-
	16,062	22,300
Building Accommodations - VIC - Charlottetown Airport		
Administration	-	1,000
	-	1,000
Building Accommodations - VIC - Wood Islands		
Administration	38,880	45,000
Materials, Supplies, & Services	17,606	14,500
Salaries	19,265	20,300
	75,751	79,800
Building Accommodations - Harbour Quay - Summerside		
Administration	54,529	57,000
Materials, Supplies, & Services	3,797	5,100
	58,326	62,100
Building Accommodations - Kensington Laundry		
Administration	21,862	62,100
Materials, Supplies, & Services	5,036	21,500
	26,898	83,600
Building Accommodations - Fire Arms Office - Charlottetown		
Administration	24,922	22,400
Materials, Supplies, & Services	7,433	8,300
	32,355	30,700

	Actuals FY 24/25	Budget Estimates FY 24/25
Building Accommodations - 75 Fitzroy Street		
Administration	42,698	42,700
	42,698	42,700
Building Accommodations - Records Centre Slemon Park		
Administration	152,023	153,000
Materials, Supplies, & Services	331	2,000
	152,354	155,000
Building Accommodations - Efficiency PEI		
Administration	72,849	69,400
Materials, Supplies, & Services	128	-
	72,977	69,400
Building Accommodations - 85 Fitzroy Street		
Administration	170,078	171,000
	170,078	171,000
Building Accommodations - The Mount		
Administration	513,572	761,400
Materials, Supplies, & Services	73,931	-
	587,503	761,400
Building Accommodations - Atlantic Technology Centre Provincial Archives		
Administration	(243,232)	95,000
Materials, Supplies, & Services	38	-
	(243,194)	95,000
Building Accommodations - 500 Queen Street		
Administration	164,455	170,000
Materials, Supplies, & Services	20,288	17,000
	184,743	187,000
Building Accommodations - BDC Place Kent Street		
Administration	67,372	68,200
Materials, Supplies, & Services	91	-
	67,463	68,200

	Actuals FY 24/25	Budget Estimates FY 24/25
Building Accommodations - CADC Lowden Building		
Administration	139,056	135,000
Materials, Supplies, & Services	16,795	11,000
	155,851	146,000
Building Accommodations - Charlottetown Library - Dominion Bldg.		
Administration	331,713	357,000
Materials, Supplies, & Services	102,316	70,000
Professional Services	84,674	65,000
	518,703	492,000
Building Accommodations - Stratford Collaborative Health Centre		
Administration	214,975	215,100
	214,975	215,100
Building Accommodations - School of Radiography - Stratford		
Administration	44,667	42,000
	44,667	42,000
Building Accommodations - Home Care - 10 Slemon Park Drive		
Administration	3,438	-
	3,438	-
Building Accommodations - Bldg. 143 - Parkway Drive Slemon Park		
Administration	154,938	162,300
Materials, Supplies, & Services	26,762	32,000
	181,700	194,300
Building Accommodations - Horizon OSI Satellite Clinic, Stratford		
Administration	64,800	64,800
	64,800	64,800
Building Accommodations - JPS Clinical Services		
Administration	74,082	74,100
Materials, Supplies, & Services	9,689	9,000
Professional Services	-	300
	83,771	83,400

	Actuals FY 24/25	Budget Estimates FY 24/25
Building Accommodations - Slemon Park PCH Equipment Storage		
Administration	43,332	43,400
	43,332	43,400
Building Accommodations - Queen Street Health Center		
Administration	51,559	48,600
	51,559	48,600
Building Accommodations - Slemon Park Primary Care		
Administration	33,615	13,100
	33,615	13,100
Building Accommodations - CADC Pickard Building Legal Aid		
Administration	44,793	104,000
Materials, Supplies, & Services	6,997	-
	51,790	104,000
Building Accommodations - 149 Kent Street		
Administration	50,000	50,000
Materials, Supplies, & Services	9,906	10,500
	59,906	60,500
Building Accommodations - 80 Grafton St. - Office of the Auditor General		
Administration	183,750	184,000
Materials, Supplies, & Services	9,453	16,000
	193,203	200,000
Building Accommodations - Royalty Crossing Suite 35 - Access PEI		
Administration	107,917	100,000
Materials, Supplies, & Services	20,209	-
	128,126	100,000
Building Accommodations - 164 North River Rd. - Family Ties		
Administration	44,573	42,800
Materials, Supplies, & Services	5,100	-
	49,673	42,800

	Actuals FY 24/25	Budget Estimates FY 24/25
Building Accommodations - 500 Granville St Summerside		
Administration	40,300	40,300
	40,300	40,300
Building Accommodations - 658 Water Street, Summerside		
Administration	49,868	49,800
	49,868	49,800
Building Accommodations - Legal Aid - 133 Queen Street		
Administration	136,500	164,000
Materials, Supplies, & Services	9,038	-
	145,538	164,000
Building Accommodations - Access PEI Cornwall		
Administration	8,967	34,500
Equipment	6,344	-
Materials, Supplies, & Services	1,624	-
	16,935	34,500
Building Accommodations - 216 Linden Ave Summerside-Dr Brian Lewis		
Administration	52,320	52,300
	52,320	52,300
Building Accommodations - St. Peters School		
Administration	69,000	69,000
	69,000	69,000
Building Accommodations - 51A Griffin Drive Bloomfield		
Administration	20,000	20,000
	20,000	20,000
Building Accommodations - 155 Industrial Crescent Medical Centre Summerside		
Administration	195,000	195,000
	195,000	195,000

	Actuals FY 24/25	Budget Estimates FY 24/25
Building Accommodations - 1 Baley Drive, Montague		
Administration	102,000	102,000
Materials, Supplies, & Services	4,359	-
	106,359	102,000
Building Accommodations - Kensington Health Centre (Town of Kensington)		
Administration	56,173	49,500
	56,173	49,500
Building Accommodations - Wellington Health Centre		
Administration	31,038	34,300
	31,038	34,300
Building Accommodations - Richmond Centre (Rochford St.) MH&A HPEI		
Administration	163,035	161,600
	163,035	161,600
Building Accommodations - Gulf Shore Health Centre		
Administration	30,600	130,800
	30,600	130,800
Building Accommodations - Parkdale Medical Centre		
Administration	428,589	502,200
	428,589	502,200
Building Accommodations - Capital Health Halifax		
Administration	2,785	2,800
	2,785	2,800
Building Accommodations - Kings County Medical Centre		
Administration	214,685	189,300
	214,685	189,300
Building Accommodations - ATC Health and Wellness		
Administration	61,572	61,600
	61,572	61,600

	Actuals FY 24/25	Budget Estimates FY 24/25
Building Accommodations - Tignish Health Co-op		
Administration	49,739	75,200
	49,739	75,200
Building Accommodations - Souris VIC		
Administration	23,216	23,500
	23,216	23,500
Building Accommodations - Tignish Access PEI		
Administration	42,280	42,300
Professional Services	432	-
	42,712	42,300
Building Accommodations - Royalty Centre		
Administration	199,065	264,800
	199,065	264,800
Building Accommodations - West Royalty Industrial Park - Tourism PEI		
Administration	50,940	78,600
Materials, Supplies, & Services	2,108	-
	53,048	78,600
Building Accommodations - Tignish Finance Office		
Administration	22,200	21,000
	22,200	21,000
Building Accommodations - Murray River Office Building		
Administration	38,460	42,700
Professional Services	-	9,000
	38,460	51,700
Building Accommodations - Cornwall Medical Centre		
Administration	106,875	106,900
	106,875	106,900

	Actuals FY 24/25	Budget Estimates FY 24/25
Building Accommodations - Public Health Dental Clinic - SBC Charlottetown		
Administration	29,053	29,100
	29,053	29,100
Building Accommodations - Murray River Constituency Office		
Administration	15,592	12,900
	15,592	12,900
Building Accommodations - Family Facility SBC Charlottetown		
Administration	36,000	36,000
Materials, Supplies, & Services	12,851	-
	48,851	36,000
Building Accommodations - Dr Alfredo Campos, Summerside		
Administration	30,000	30,000
	30,000	30,000
Building Accommodations - Harbor Front Theater - Eptek		
Administration	99,960	100,000
	99,960	100,000
Building Accommodations - Dr Jani Farad, Summerside		
Administration	32,400	32,400
	32,400	32,400
Building Accommodations - Elections PEI, Atlantic Technology Centre		
Administration	72,630	66,900
	72,630	66,900
Building Accommodations - LMDA Skills PEI Atlantic Technology Centre		
Administration	328,433	-
	328,433	-

	Actuals FY 24/25	Budget Estimates FY 24/25
Building Accommodations - Future Tech West EAP		
Administration	3,060	2,700
	3,060	2,700
Building Accommodations - Sherwood Health Centre		
Administration	388,262	385,700
	388,262	385,700
Building Accommodations - Peake House		
Administration	89,398	90,200
Materials, Supplies, & Services	4,267	-
	93,665	90,200
Building Accommodations - 516 MacEwen Rd Summerside		
Administration	(3,000)	-
	(3,000)	-
Building Accommodations - Home Care - John Yeo Dr., Charlottetown		
Administration	224,560	226,400
	224,560	226,400
Building Accommodations - Dr Stacy Champion		
Administration	34,073	36,800
	34,073	36,800
Building Accommodations - South Shore Medical Centre - Crapaud		
Administration	62,766	62,800
	62,766	62,800
Building Accommodations - 117 East Royalty Rd Access PEI - Georgetown		
Administration	54,842	69,000
	54,842	69,000
TOTAL PUBLIC WORKS AND PLANNING DIVISION	30,647,076	33,749,800

	Actuals FY 24/25	Budget Estimates FY 24/25
CAPITAL PROJECTS DIVISION		
Traffic Operations Management		
Administration	5,709	6,100
Equipment	2,800	1,000
Materials, Supplies, & Services	17,901	13,600
Professional Services	-	1,300
Salaries	617,850	546,100
Travel & Training	30,796	16,400
	675,056	584,500
Traffic Operations - Western Region		
Administration	1,185	4,400
Equipment	23,888	1,300
Materials, Supplies, & Services	1,102,992	348,600
Professional Services	100	2,200
Salaries	969,198	658,900
Travel & Training	29,929	8,700
	2,127,292	1,024,100
Traffic Operations - Central Region		
Administration	9,809	14,400
Equipment	6,753	5,000
Materials, Supplies, & Services	1,602,414	809,200
Professional Services	75	400
Salaries	1,175,987	1,244,800
Travel & Training	8,817	23,000
	2,803,855	2,096,800
Sign Shop		
Administration	1,161	5,700
Materials, Supplies, & Services	147,419	150,700
Professional Services	-	3,600
Salaries	298,230	249,300
Travel & Training	-	1,000
	446,810	410,300

	Actuals FY 24/25	Budget Estimates FY 24/25
Chief Engineer's Office		
Administration	50,694	24,900
Equipment	-	800
Materials, Supplies, & Services	22,483	500
Professional Services	5,848	39,500
Salaries	276,596	300,400
Travel & Training	37,287	9,800
	392,908	375,900
Eastern Region		
Administration	7,003	21,300
Equipment	6,022	10,400
Materials, Supplies, & Services	90,322	13,600
Professional Services	9,350	2,000
Salaries	1,056,235	1,037,400
Travel & Training	10,427	19,800
	1,179,359	1,104,500
Western Region		
Administration	6,600	31,000
Equipment	2,166	16,700
Materials, Supplies, & Services	65,772	21,800
Professional Services	10,460	500
Salaries	936,417	1,035,800
Travel & Training	9,420	14,900
	1,030,835	1,120,700
Engineering Services Operations		
Administration	1,027	1,000
Equipment	3,338	900
Materials, Supplies, & Services	1,094	600
Professional Services	75	-
Salaries	329,639	269,700
Travel & Training	16,018	6,400
	351,191	278,600
Highway Enhancement		
Salaries	181,133	122,800
	181,133	122,800

	Actuals FY 24/25	Budget Estimates FY 24/25
Bridge Maintenance Operations		
Administration	711	5,200
Materials, Supplies, & Services	5,575,841	2,114,500
Professional Services	546,509	420,000
Salaries	530,248	618,800
Travel & Training	29,520	9,600
	6,682,829	3,168,100
Highway Design		
Administration	7,053	9,000
Equipment	2,836	500
Materials, Supplies, & Services	2,045	5,500
Professional Services	-	4,800
Salaries	859,033	845,800
Travel & Training	24,259	10,300
	895,226	875,900
Materials Testing Lab		
Administration	21,047	12,400
Equipment	22,021	23,800
Materials, Supplies, & Services	32,159	9,700
Professional Services	3,245	5,000
Salaries	1,247,653	1,537,600
Travel & Training	28,962	23,400
	1,355,087	1,611,900
TOTAL CAPITAL PROJECTS DIVISION	18,121,581	12,774,100

SEVICE PEI

Mobile Access PEI		
Administration	930	-
Materials, Supplies, & Services	187	-
	1,117	-

	Actuals FY 24/25	Budget Estimates FY 24/25
Division Management - Service PEI		
Administration	27,453	13,200
Equipment	33,745	-
Materials, Supplies, & Services	67,608	4,000
Professional Services	117,343	209,500
Salaries	507,521	312,600
Travel & Training	16,026	22,700
	769,696	562,000
Summerside Access PEI		
Administration	2,636	12,700
Debt	11,738	6,500
Equipment	1,557	1,200
Materials, Supplies, & Services	5,872	4,400
Salaries	691,291	663,000
Travel & Training	6,253	2,900
	719,347	690,700
Souris Access PEI		
Administration	5,543	10,500
Debt	184	-
Equipment	-	900
Materials, Supplies, & Services	4,376	3,500
Salaries	381,761	361,200
Travel & Training	3,608	4,700
	395,472	380,800
West Prince Access Centres		
Administration	8,044	16,600
Debt	-	700
Equipment	93	1,300
Materials, Supplies, & Services	3,644	4,600
Salaries	577,034	617,200
Travel & Training	10,532	8,700
	599,347	649,100

	Actuals FY 24/25	Budget Estimates FY 24/25
Montague Access PEI		
Administration	6,501	13,800
Debt	1,633	1,000
Equipment	3,132	700
Materials, Supplies, & Services	4,534	4,800
Salaries	406,527	329,500
Travel & Training	2,128	2,800
	424,455	352,600
Wellington Access PEI		
Administration	13,529	6,300
Debt	-	200
Materials, Supplies, & Services	741	4,000
Salaries	88,546	131,400
Travel & Training	8,027	500
	110,843	142,400
Royalty Crossing Access PEI		
Administration	7,899	12,000
Debt	11,973	-
Equipment	6,650	-
Materials, Supplies, & Services	5,070	4,000
Professional Services	581	-
Salaries	344,041	-
Travel & Training	940	-
	377,154	16,000
Cornwall - Access PEI		
Administration	5,826	3,700
Equipment	2,516	20,000
Materials, Supplies, & Services	12,011	2,500
Salaries	35,119	127,200
Travel & Training	148	-
	55,620	153,400

	Actuals FY 24/25	Budget Estimates FY 24/25
Riverside Drive Access PEI		
Administration	11,825	15,100
Debt	5,978	-
Equipment	2,033	1,100
Materials, Supplies, & Services	7,009	4,800
Professional Services	390	100
Salaries	1,005,926	948,300
Travel & Training	2,500	800
	1,035,661	970,200
Contact PEI		
Administration	5,183	15,000
Materials, Supplies, & Services	10,845	34,700
Professional Services	450	23,300
Salaries	367,684	502,800
Travel & Training	2,836	7,000
	386,998	582,800
Service Experience		
Administration	502	-
Equipment	5,649	-
Materials, Supplies, & Services	1,704	18,600
Professional Services	-	50,000
Salaries	573,504	725,200
Travel & Training	3,198	20,000
	584,557	813,800
TOTAL SERVICE PEI	5,460,267	5,313,800
TOTAL DEPARTMENT OF TRANSPORTATION AND INFRASTRUCTURE	224,413,449	240,750,200

Transportation and Infrastructure

CAPITAL EXPENDITURES Year Ending March 31, 2025

BRIDGES

Eastern Region

Ross' Road Bridge Replacement K5-030	916,808	
Knight's Avenue Souris Confederation Trail Structure Replacement	722,429	
Total Eastern Region		1,639,237

Central Region

Keppoch Road Structure Replacement Q3-059	1,050,958	
Newton Bridge Replacement	1,447,536	
Mount Buchanan Point Prim Road Structure Replacement Q4-023	337,265	
Total Central Region		2,835,759

Western Region

Haywood Road Bridge Replacement P1-144	624,313	
Victoria West Structure Replacement Route 11 P2-033	188,170	
Doyles Bridge Replacement P1-036	2,116,017	
Total Western Region		2,928,500

TOTAL BRIDGES		7,403,496
----------------------	--	------------------

HIGHWAY RECONSTRUCTION

Route 1A North Bedeque	572,769
Thunder Cove Road - Darley Cul-De-Sac	346,827
Reads Corner Route 1A and Water Street Intersection Upgrades	225,534
Route 107 Kelvin Grove - Wilmot Valley	1,472,945
Storage Building at Slemon Park - Improvements	69,199
Blockhouse Road Rocky Point	751,049
Land Purchases - Eastern Region	299,050
Land Purchases - Western Region	196,050
Strang Road - St. Nicholas (Chipped Tires)	423,062
Route 165 Saint Timothee (Cannontown Road) (Chipped Tires)	910,792
Route 2 and 12 - Miscouche Traffic Lights Controller Upgrades	105,300
Route 152 Northport	492,397
Route 152 - Montrose	657,635
Foxwoods Subdivision	306,707
Church Road	967,318
Indian Bridge Road - Green Meadows (Chipped tires)	1,582,170
Route 2 Tracadie Cross Left Turn Lane	164,518
Route 6 Millcove	628,851
Route 6 - Harbour Road -Grand Tracadie	1,141,300
Norwood Road Car Pool Parking Extention	108,595
Route 2 and Melody Lane Charlottetown	203,800
Route 2 and Countryview Drive Charlottetown	242,244
Route 2 and John Yoe Drive Traffic Lights Controller Upgrades	106,100
Route 2 and 13 Hunter River - Traffic Lights	66,224
Cousins Shore Road - Park Corner	8,525
Route 235 Kingston Road Cornwall Housing Access Road	510,267
Route 27 and John Street and Kellow Drive Cornwall Traffic Lights Controller Upgrades	104,800
Route 1 and 116 Hampton Left Turn Lane	390,840
Route 1 Clyde River Left Turn Lane	345,903
Route 239 and Old New Orleans Road - St. Patricks	119,830
Route 2 Fredricton	881,762
Abegweit First Nation-Abegweit Connects	11,874

Route 4 - Brudenell Left Turn Lane	842,482	
Route 4 Robertson Road Intersection	441,621	
Stratford Community Campus	4,504	
Rte 1 Hillborough Bridge - Bunbury Left Turn Lane	18,037	
Clearview Estates Subdivision	227,461	
Route 1 - Trans Canada Highway and Jubilee Drive Intersection Upgrades	<u>105,800</u>	
TOTAL HIGHWAY RECONSTRUCTION		<u>16,054,140</u>
Capital Projects - Other		
Panmure Island	175,902	
Route 116 Victoria Shoreline Protection	66,200	
Souris Causeway Shoreline Restoration	1,444,588	
Crowbush Shoreline Stabilization	64,000	
Launching - Harbour Road Shore Protection	325,075	
Charlottetown - Murchison Lane Shore Protection	<u>425,000</u>	
TOTAL CAPITAL PROJECTS - OTHER		<u>2,500,765</u>
PROVINCIAL PAVING		
Provincial Paving - Non Cost Shared		
Queens, Kings, Prince County's	<u>18,239,623</u>	
Provincial Paving - Cost Shared		<u>18,239,623</u>
Provincial Paving - Investing in Canada Infrastructure Program	<u>5,438,871</u>	
Total Provincial Paving Cost Shared		<u>5,438,871</u>
TOTAL PROVINCIAL PAVING		<u>23,678,494</u>
COST SHARED PROJECTS		
Canada Community Building Fund		
Church Street Albion St. and Weeks Drive, Alberton	511,794	
Mount Stewart Storm System	125,914	
Rink Road Tyne Valley	243,197	
Rink Road - Tyne Valley	787,598	
Wilfred Street - Miscouche - Active Transportation Trail	17,683	
Route 1 Bonshaw (Left Turn Lanes)	303,942	
Route 1 Hazelbrook	1,130,142	
Route 1 Lower Newtown	808,540	
Route 1 Wood Islands	596,911	
Route 19 - Nine Mile Creek	714,800	
Route 2 Morell	492,683	
Route 2 St. Peters Roundabout	<u>1,074,068</u>	
Total Canada Community Building Fund		<u>6,807,270</u>
Investing in Canada Infrastructure Program		
Route 6 and Route 238 New London	<u>45,905</u>	
Total Investing in Canada Infrastructure Program		<u>45,905</u>
New Build Canada Fund		
Albany Y Structure Replacement P4-112	204,145	
Bayview Bridge Replacement Q1-002	5,000	
Bridgetown Bridge Replacement K3-008	<u>3,993,112</u>	

Cain's Bridge Replacement P1-003	4,576,646	
Coleman Corner Bridge Replacement P2-060	62,528	
Glen Stewart Drive Roundabout - Stratford	56,399	
Rustico Bridge Replacement Q2-024	2,409,124	
Saint Nicholas Bridge P3-012	1,368,113	
Route 2 East Royalty Roundabouts	195,797	
Route 1 Stratford Roundabout	131,081	
Route 1 Grafton - Riverside Drive Roundabout	3,790,261	
Route 22 and 210 Victoria Cross Roundabout	72,791	
Route 2 Morell East	658,564	
Route 1 Crapaud	883,494	
Route 153 -Saint Felix	458,090	
Route 1- Hazlebrook	643,762	
Route 1 Mount Albion Intersection	882,019	
Route 12 Miscouche - St Eleanors	437,006	
Route 13 and 235- Brookvale Mini Roundabout	307,580	
Route 19- Desable	140,429	
Route 2 Springhill - Mt. Pleasant	1,262,403	
Route 2 Alma Woodvale	840,269	
Route 2 - Richmond	15,155	
Route 2 - Wellington Centre	1,871,385	
Route 2 - Fortune Bridge	1,410,002	
Route 225- Kinkora - Shamrock	965,459	
Hillborough Bridge Painting Project Q5-005	29,475	
Total New Build Canada Fund	27,670,088	
TOTAL COST SHARED PROJECTS		34,523,262
OTHER		
Electric Vehicles	512,763	
Highway Equipment	5,554,734	
Vehicle Purchases	1,663,196	
Emergency Preparedness - Generators	477,074	
Emergency Preparedness - Heavy Equipment	2,965,815	
TOTAL OTHER		11,173,582
TOTAL HIGHWAYS CAPITAL		95,333,739
BUILDINGS CAPITAL		
Building Renovations		
Province House District Heat	69,302	
Access Alberton - Interior Renovation	50,757	
Coles Building Security Cameras	48,000	
Borden Scale House Roof Replacement	29,500	
Access Summerside Cooling Coil Replacement	3,437	
Queens County Forestry Depot Boiler Install	24,712	
Cavendish Visitor Information Centre- Interior Renovation	21,875	
Summerside Youth Facility- Fire Alarm System	32,018	
Holy Trinity United Church -Georgetown	1,137,241	
Bridgetown Depot Upgrades	176,456	
Kings County Forestry Depot Air Conditionong Upgrade	11,466	
Prince County Forestry Depot Air Conditionong Upgrade	51,574	
Sullivan Building 4th Floor Renovation	402,189	
Sullivan Building 4th Floor Chiller	45,248	
Shaw Building 5th Floor Office Renovation	26,941	
Jones Building 3rd floor Renovation	36,498	
Orwell Corner Museum and Church Exterior Painting	43,832	
Access PEI - Cornwall	267,159	
Sir Andrew MacPhail Homestead Exterior Painting	29,500	
Jones Building Basement Renovation	119,820	

Government House Renovation	42,023	
Mona Wilson Building Renovation	69,026	
Provincial Administration Building Complex Fire Alarm System Upgrade	<u>345,492</u>	
TOTAL BUILDING RENOVATIONS		<u>3,084,065</u>
 New Building Construction		
West Prince Community Health Centre	<u>14,245</u>	
TOTAL NEW BUILDING CONSTRUCTION		<u>14,245</u>
 Greening Retrofit and Inventory Program		
Royalty Center Roof Replacement	376,520	
Provincial Administration Building Solar Lights	127,371	
Jones Building HVAC Upgrade	209,324	
Davies Supreme Court Heat Pump Replacement	80,744	
Shaw Building 5th Floor Heat Pump	15,495	
Queens County Forestry Depot Heat Pump	10,500	
MacPhail Homestead Heat Pump	<u>18,100</u>	
Total Greening Retrofit and Inventory Program		<u>838,053</u>
 Land Purchases	<u>2,534,064</u>	
TOTAL LAND PURCHASES		<u>2,534,064</u>
 TOTAL BUILDINGS		<u>6,470,426</u>
 Equipment and Other Capital Asset		
Mobile Access PEI - Computer Hardware	23,687	
Highway Safety - Data Storage	90,000	
Swat Replacement	110,131	
Highway Safety - Electronic Graduated Driver Test	37,106	
Infrastructure Asset Management Software	92,825	
Access PEI Queue Management System	<u>11,000</u>	
Total Equipment and Other Capital Asset		<u>364,749</u>
 TOTAL DEPARTMENT OF TRANSPORTATION and INFRASTRUCTURE		<u>102,168,914</u>