

Prince Edward Island Prescription Monitoring Report Narcotics

(Opioids & Monitored Drugs)



TABLE OF CONTENTS

PAGE

- 3 Letter**
- 4 2017 Drug Narcotic Awareness**
111,071 prescriptions were filled for 36,239 individuals
- 5 2017 Drug Narcotic Awareness**
A summary of 2017's top 5 monitored drugs prescribed in the Opioid category
- 6 2017 Drug Narcotic Awareness**
A summary of the top 5 monitored drugs prescribed in the Benzodiazepines category
- 7 2017 Prescriber Narcotic Awareness**
There were 547 practitioners who issued prescriptions for monitored drugs that were dispensed in 2017
- 8 Monitored Drugs - Overall Stats by Calendar Year**
- 9 Monitored Drug Trends 2013-2017**
Drug Utilization Stats
- 10 Opioid Prescription Dispenses, morphine milligram equivalents (MME) per person, PEI, fiscal years 2010 to 2017**
- 11 Summary of Top 5 Narcotics (Opioid) Category**
- 12 Monitored Drug Trends 2013-2017**
Top 5 Opioid Category
- 13 Summary of Select Narcotics (Opioid) Category**

The development of this report builds on the existing efforts that PEI has made in addressing opioid misuse and opioid use disorder over the last decade.

Establishing regular reporting for the province's Prescription Monitoring Program for narcotics was a recommendation of the *PEI Action Plan to Prevent and Mitigate Opioid-related Overdoses and Deaths*, and a positive step forward in our ongoing commitment to address opioid abuse.

Understanding the opioid supply context is instrumental to preventing and mitigating opioid-related harms. The prescription monitoring program is helping us to improve drug prescribing, and lower or prevent risks related to certain drugs.

Prescription drug abuse is an issue that impacts the lives of many Islanders. It has been a collective effort to make headway to address and reduce this serious public health issue.

Pharmacists, physicians, and other health care providers are working diligently to restrict drug abusers' access to opioids. Prescription drug monitoring programs are viable resources used to combat prescription drug diversion.

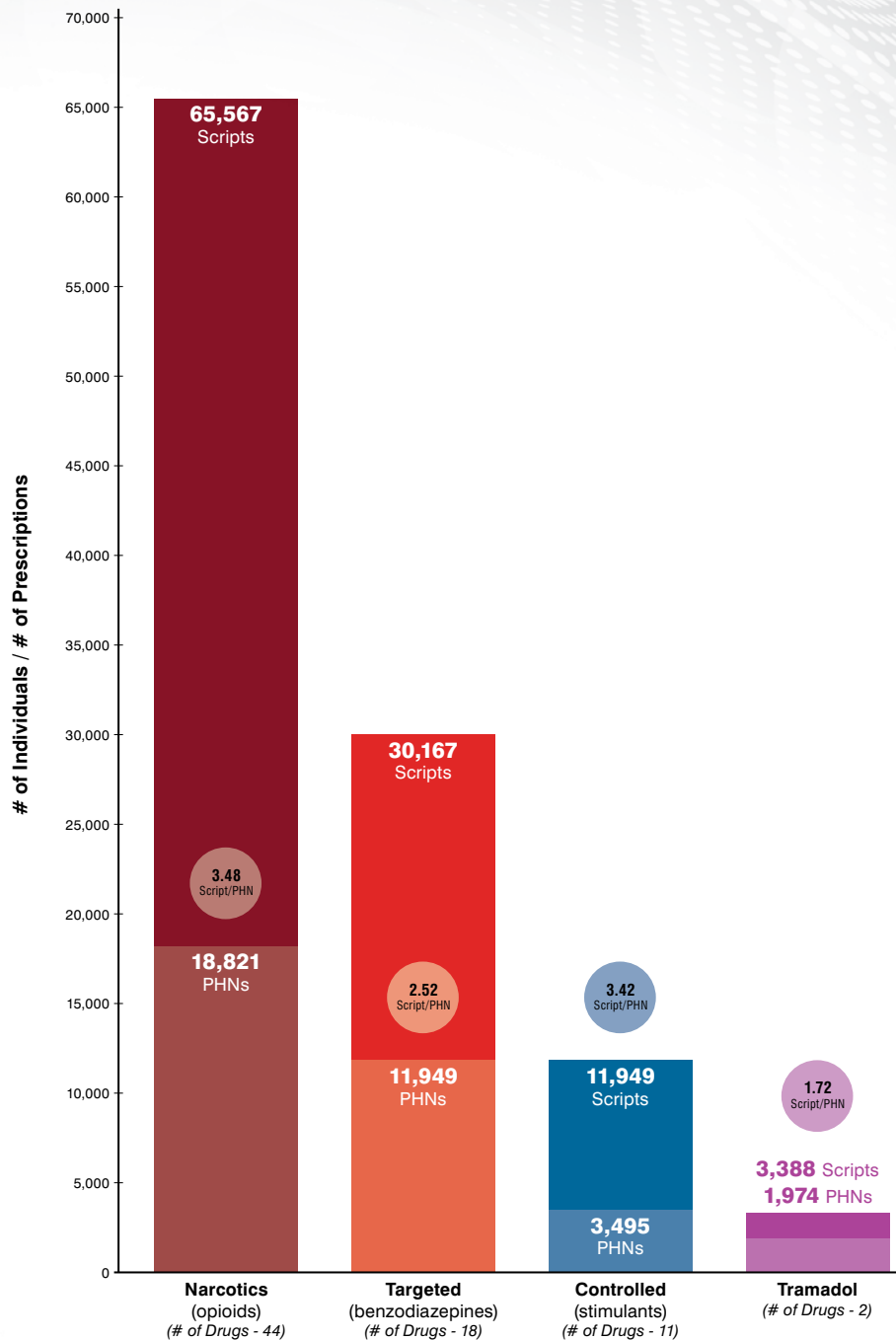
Sincerely

Minister Mitchell



Health PEI

2017 Drug Narcotic Awareness
 111,071 prescriptions were filled for 36,239 individuals



DESCRIPTION:

Number of prescriptions for monitored drugs and the number of people (PHNs) prescribed monitored drugs in 2017.

ANALYSIS:

Narcotics (Opioids) were the most prescribed class of monitored drug in 2017.

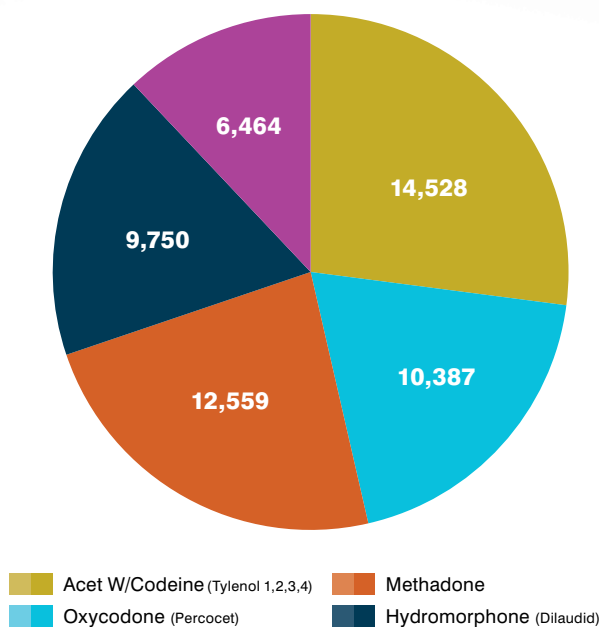
NOTE:

Monitored drugs are categorized according to federal classification codes.

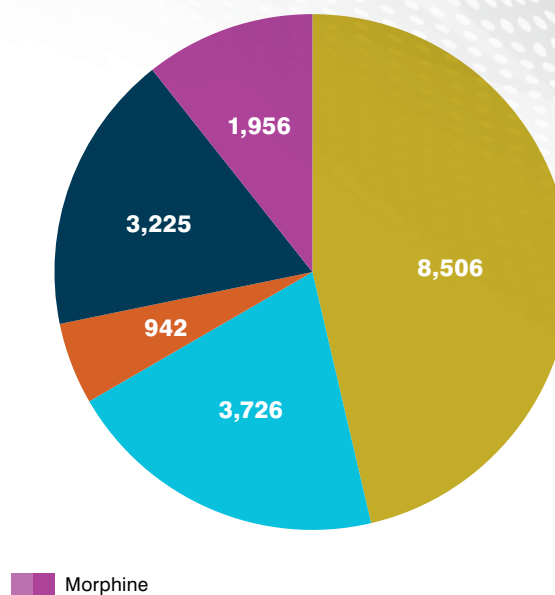
2017 Drug Narcotic Awareness

A summary of 2017's top 5 monitored drugs prescribed in the Opioid category

of Prescriptions



of Individuals



DESCRIPTION:

Top 5 prescribed opioids in 2017 and the number of individuals prescribed for.

ANALYSIS:

Acetaminophen with codeine was the most prescribed opioid in 2017. Acetaminophen with codeine is generally the medication of choice for mild to moderate pain.

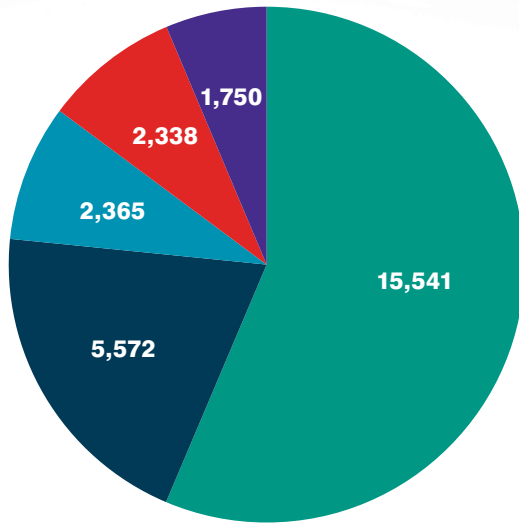
NOTE:

N/A

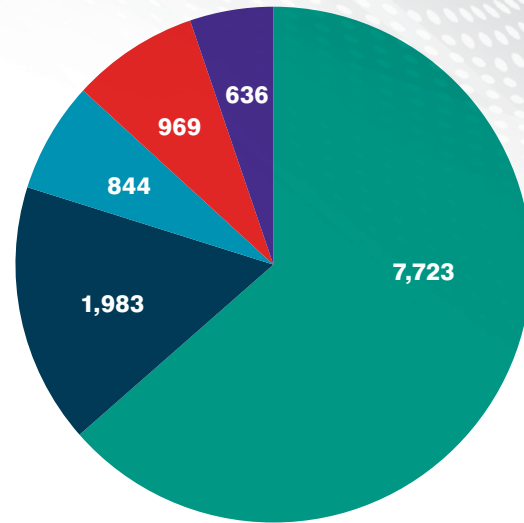
2017 Drug Narcotic Awareness

A summary of the top 5 monitored drugs prescribed in the Benzodiazepines category

of Prescriptions



of Individuals



Lorazepam

Clonazepam

Temazepam

Alprazolam

Diazepam

DESCRIPTION:

Top 5 prescribed benzodiazepines in 2017 and the number of individuals prescribed for.

ANALYSIS:

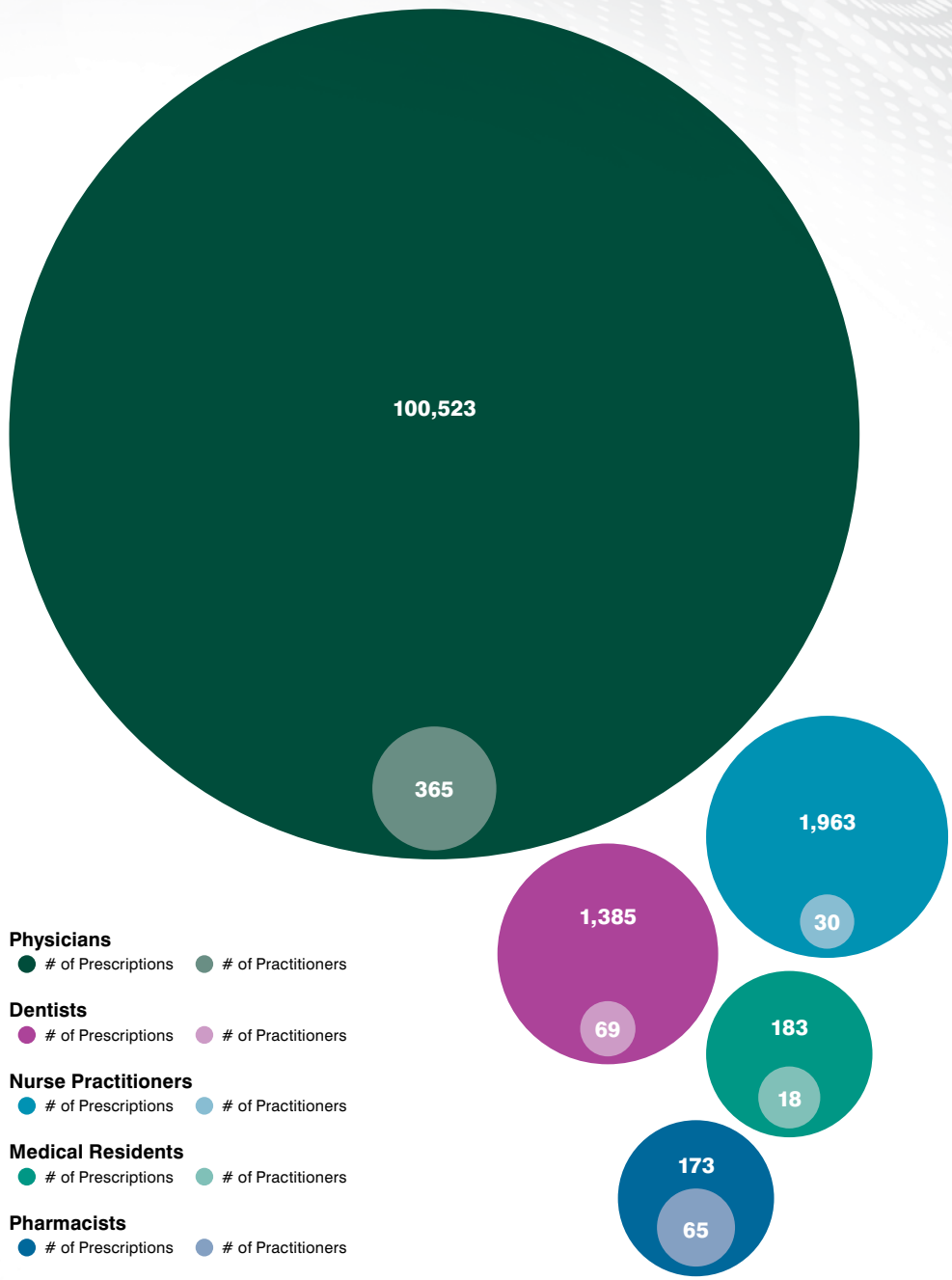
Lorazepam was the most prescribed benzodiazepine. Lorazepam is mainly prescribed for mild anxiety.

NOTE:

N/A

2017 Prescriber Narcotic Awareness

There were 547 practitioners who issued prescriptions for monitored drugs that were dispensed in 2017



- Physicians**
● # of Prescriptions ● # of Practitioners
- Dentists**
● # of Prescriptions ● # of Practitioners
- Nurse Practitioners**
● # of Prescriptions ● # of Practitioners
- Medical Residents**
● # of Prescriptions ● # of Practitioners
- Pharmacists**
● # of Prescriptions ● # of Practitioners

DESCRIPTION:

Total number of practitioners by profession prescribing monitored drugs and the total number of prescriptions written.

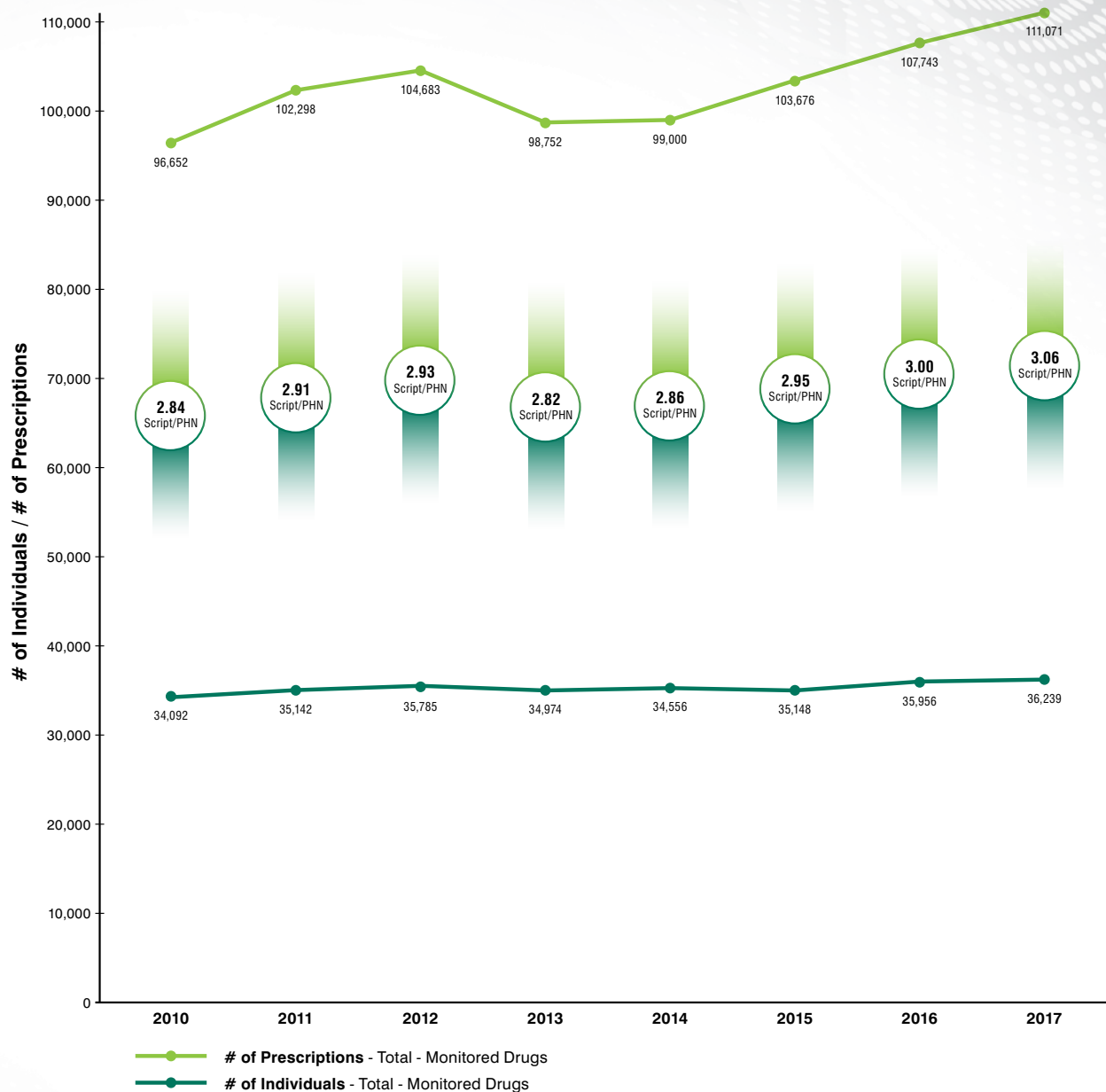
ANALYSIS:

Physicians, as the lead prescribing healthcare provider, prescribe the majority of monitored drugs.

NOTE:

Pharmacists are allowed to prescribe and dispense Tylenol #1.

Monitored Drugs - Overall Stats by Calendar Year



DESCRIPTION:

Yearly comparison of the total number of prescriptions written for monitored drugs and the number of people prescribed monitored drugs.

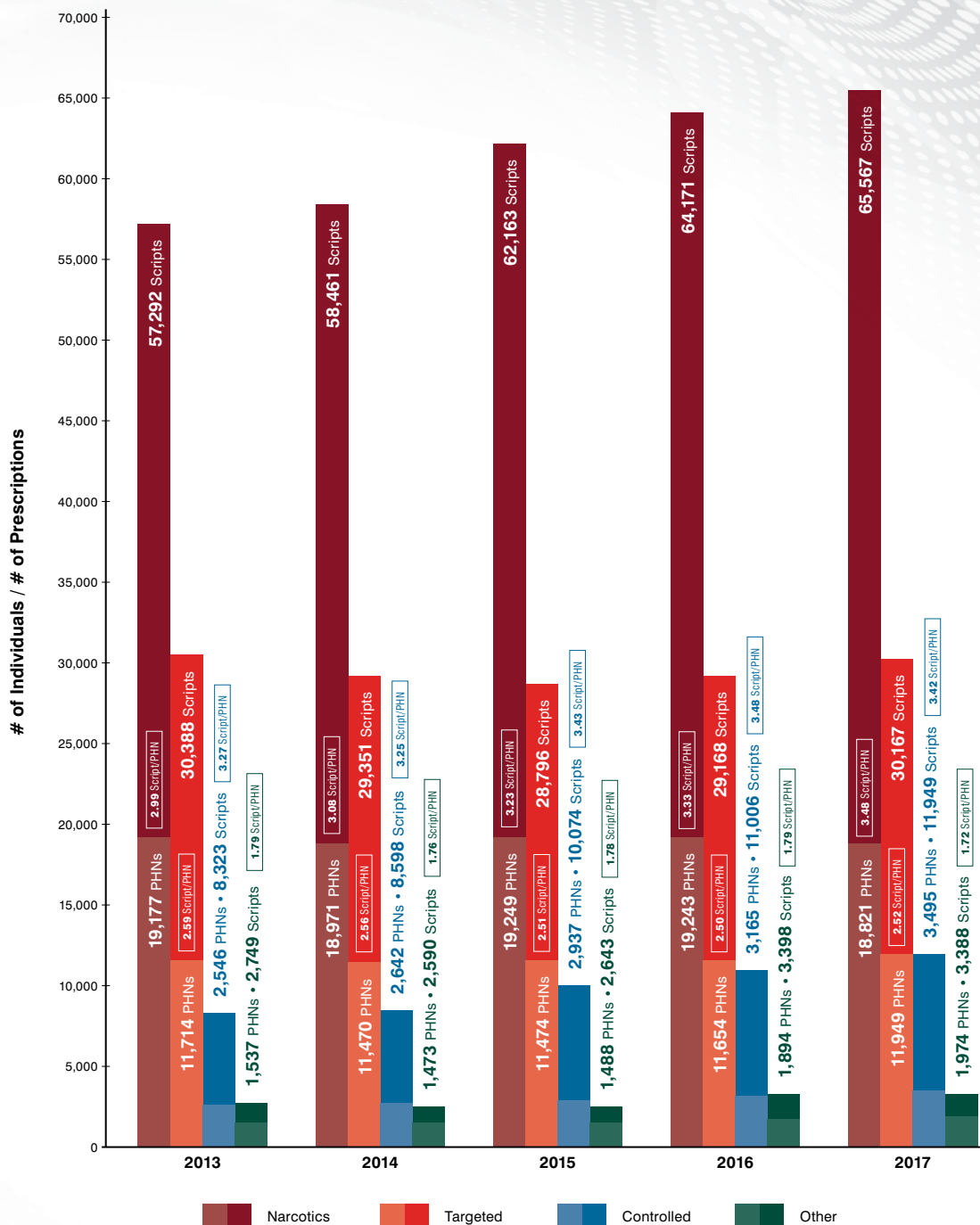
ANALYSIS:

After a decline in 2013, there has been a steady increase in the number of prescriptions written for monitored drugs while the number of patients being prescribed monitored drugs has remained relatively constant.

NOTE:

The increase in prescriptions is directly related to the methadone program.

Monitored Drug Trends 2013-2017
Drug Utilization Stats



DESCRIPTION:

Yearly comparison of total prescriptions written for monitored drugs and the number of people prescribed monitored drugs.

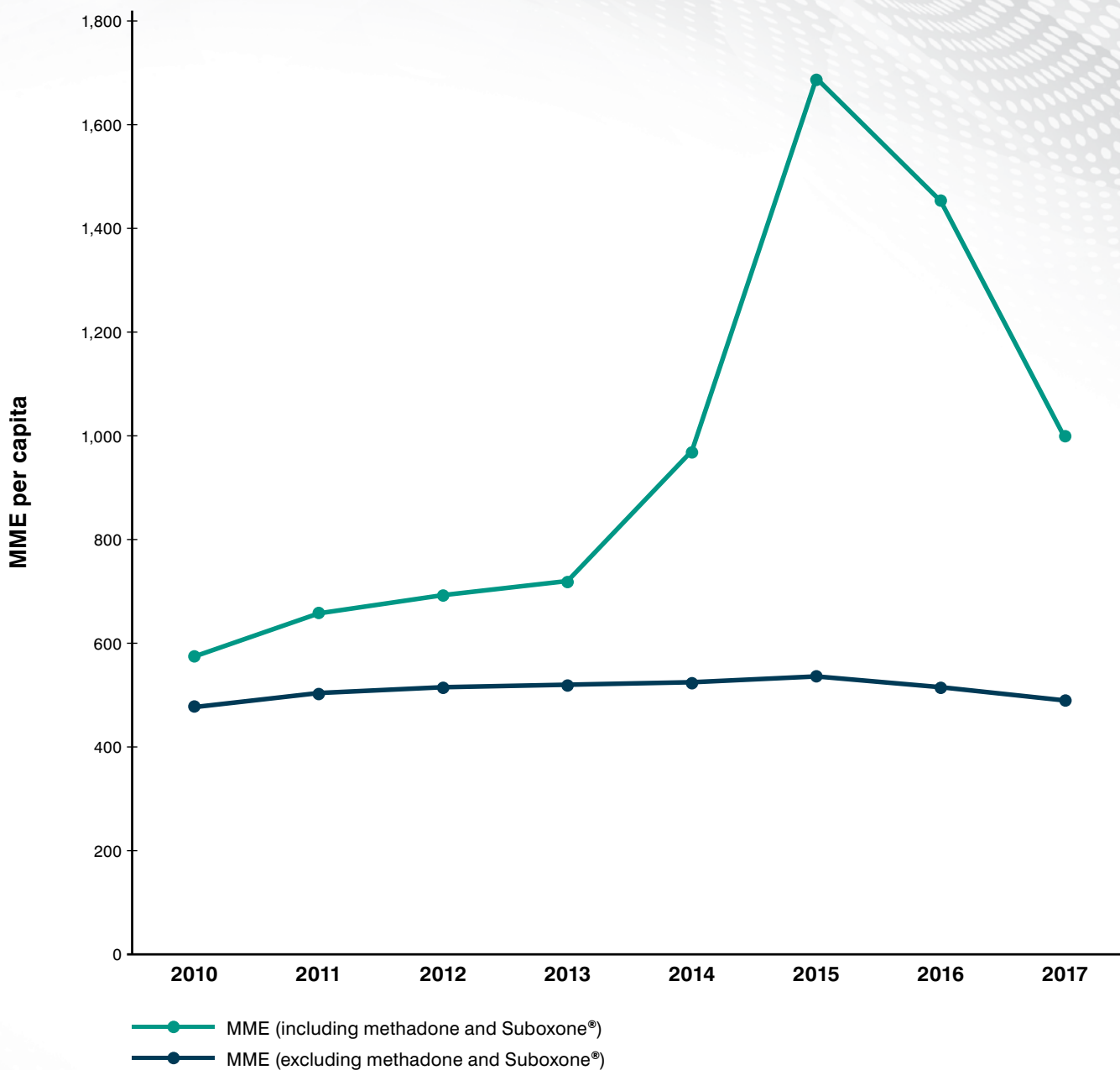
ANALYSIS:

Number of prescriptions written for each category of monitored drug and the number of people prescribed monitored drugs has been steady since 2013.

NOTE:

N/A

Opioid Prescription Dispenses, morphine milligram equivalents (MME) per person, PEI, fiscal years 2010 to 2017



DESCRIPTION:

Opioid prescription dispenses expressed as morphine milligram equivalents per person for fiscal years 2010 to 2017.

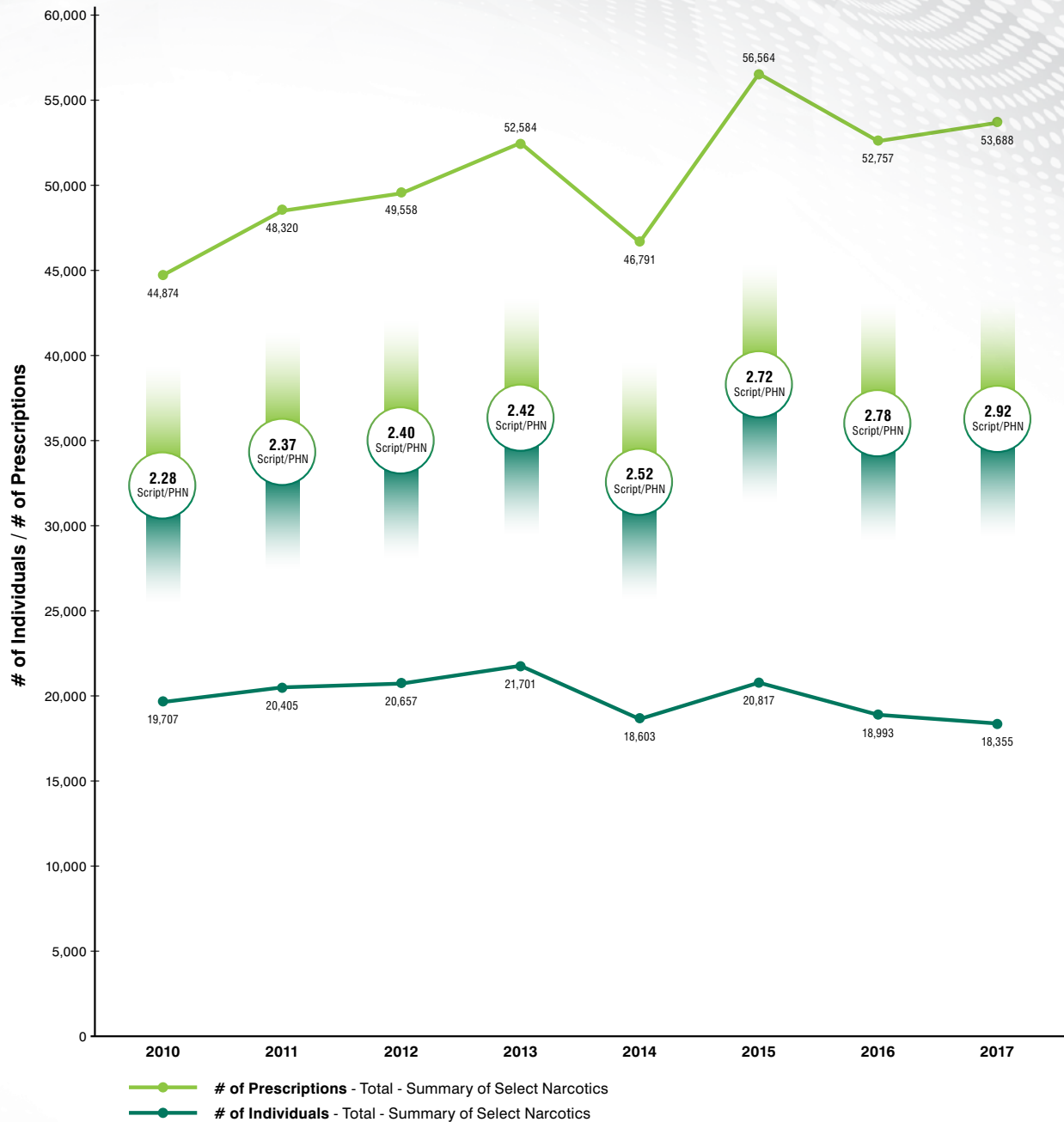
ANALYSIS:

When methadone and suboxone prescriptions are excluded, opioid prescribing based on morphine milligram equivalents has been steady since 2010.

NOTE:

Morphine milligram equivalents is a value assigned to opioids to represent their relative potencies.

Summary of Top 5 Narcotics (Opioid) Category



Note: Codeine (Tylenol 1,2,3,4), Oxycodone (Percocet), Methadone, Hydromorphone (Dilaudid), Morphine

DESCRIPTION:

Yearly comparison of the top 5 most prescribed monitored drugs with the number of prescriptions and the number of individuals prescribed for.

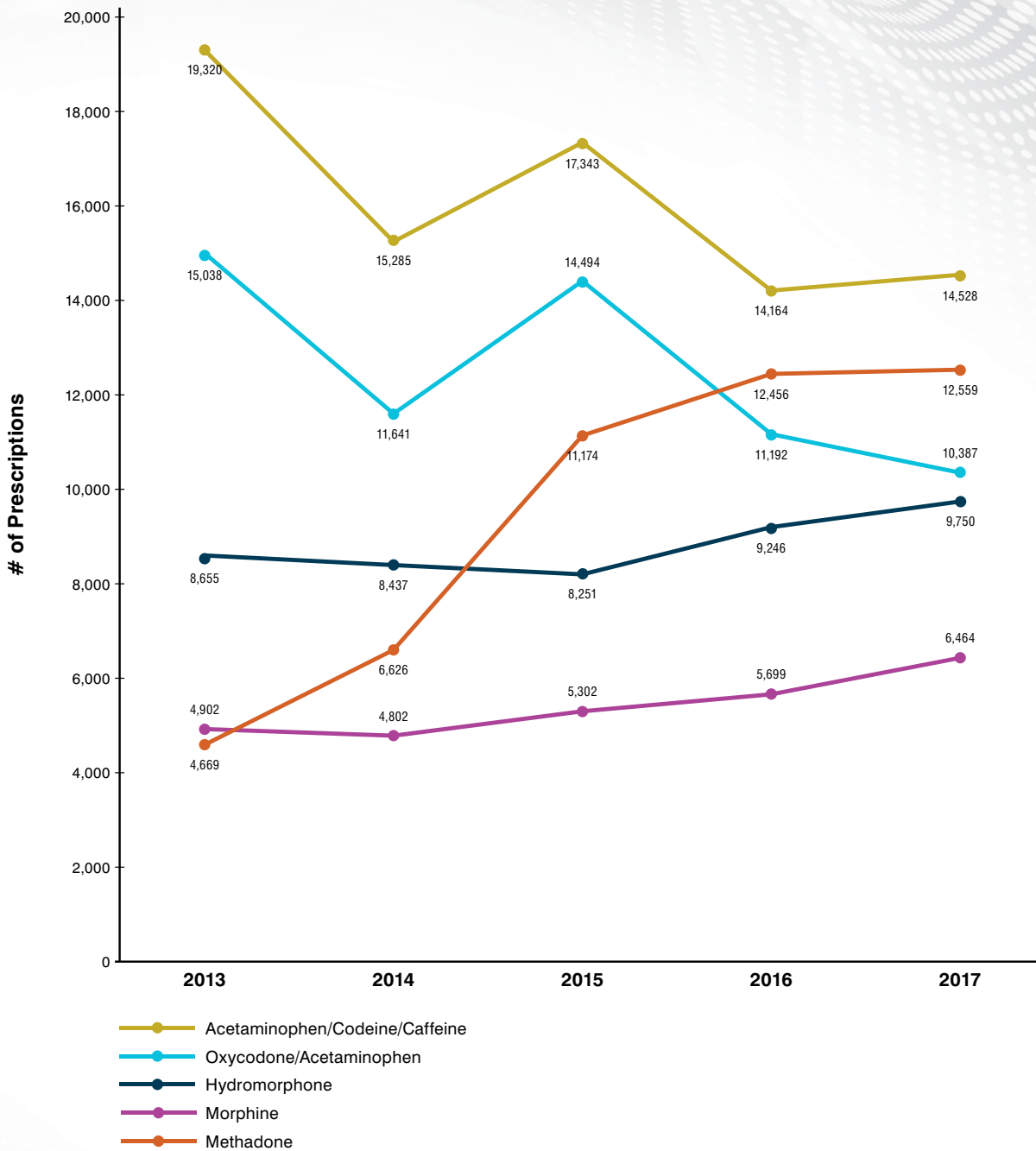
ANALYSIS:

There was a slight decrease in prescribing of the top 5 monitored drugs in 2014. The Province expanded coverage of methadone in 2013 which may have led to a decrease in prescriptions for monitored drugs. The rise in prescribing in 2015 is the result of more methadone prescriptions.

NOTE:

Methadone maintenance treatment is the use of methadone, administered over a prolonged period of time, as treatment for someone who is addicted to opioids such as heroin, where detoxification has been unsuccessful and/or admittance to a substance abuse treatment facility requires complete abstinence.

Monitored Drug Trends 2013-2017
Top 5 Opioid Category



DESCRIPTION:

Number of prescriptions written for the top 5 prescribed opioids from 2013 to 2017.

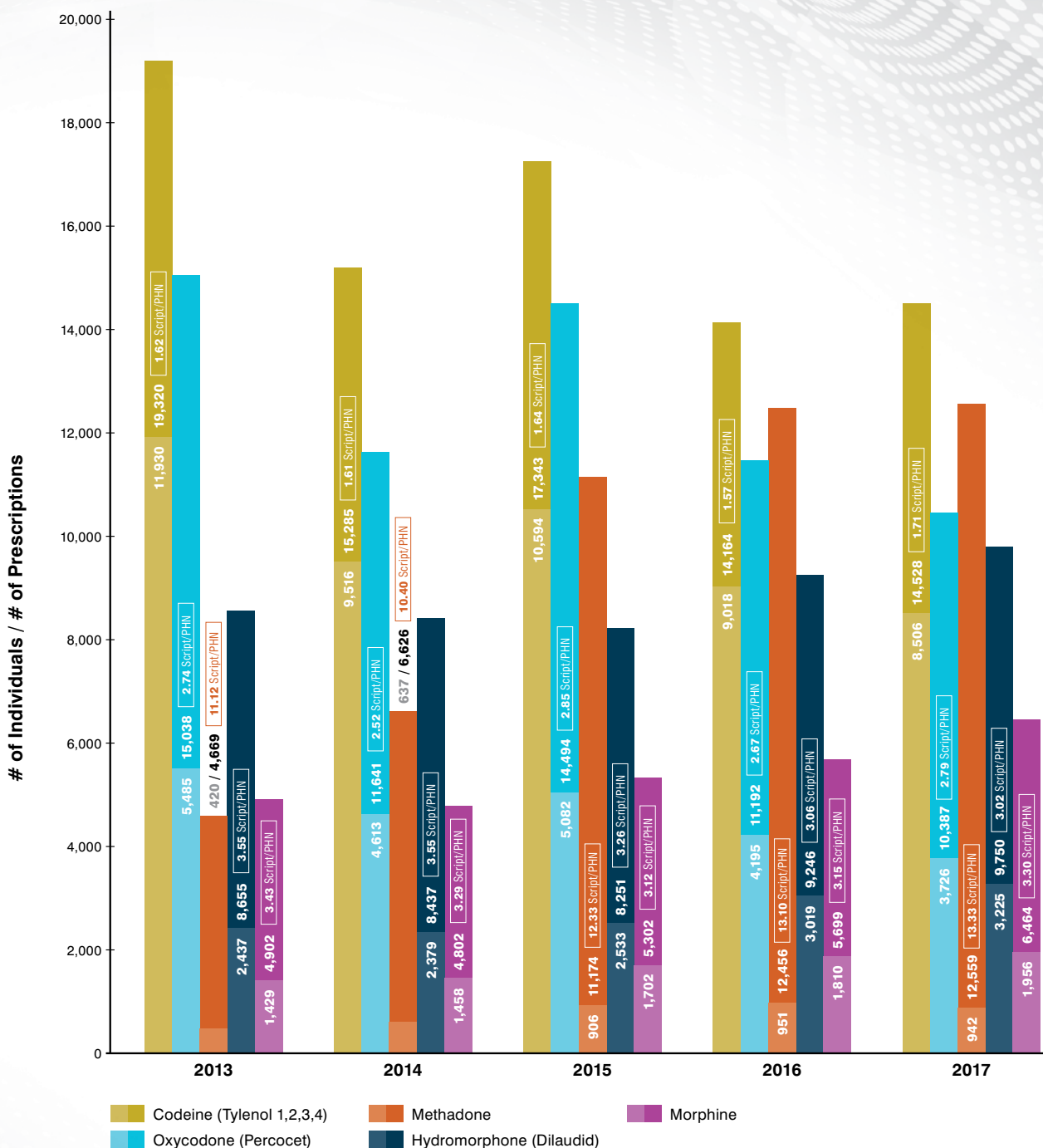
ANALYSIS:

Methadone prescribing has increased since 2013 related to expanded access to the medication through Pharmacare drug programs.

NOTE:

N/A

Summary of Select Narcotics (Opioid) Category



DESCRIPTION:

Number of prescriptions written for the top 5 prescribed opioids from 2013 to 2017 with additional information.

ANALYSIS:

Methadone prescribing has increased since 2013 related to expanded access to the medication through Pharmacare drug programs.

NOTE:

This chart contains same data as previous chart with additional information added (# individuals and prescriptions per PHN).