

Prince Edward Island Prescription Monitoring Report Narcotics

(Opioids & Monitored Drugs)



Prince
Edward
Island
CANADA

TABLE OF CONTENTS

PAGE

- 3 Letter**
- 4 2018 Drug Narcotic Awareness**
110,142 prescriptions were filled for 35,919 individuals
- 5 2018 Drug Narcotic Awareness**
A summary of 2018's top 5 monitored drugs prescribed in the Opioid category
- 6 2018 Drug Narcotic Awareness**
A summary of the top 5 monitored drugs prescribed in the Benzodiazepines category
- 7 2018 Prescriber Narcotic Awareness**
There were 581 practitioners who issued prescriptions for monitored drugs that were dispensed in 2018
- 8 Monitored Drugs - Overall Stats by Calendar Year**
- 9 Monitored Drug Trends 2014-2018**
Drug Utilization Stats
- 10 Opioid Prescription Dispenses, morphine milligram equivalents (MME) per person, PEI, fiscal years 2010 to 2018**
- 11 Summary of Top 5 Narcotics (Opioid) Category**
- 12 Monitored Drug Trends 2014-2018**
Top 5 Opioid Category
- 13 Summary of Select Narcotics (Opioid) Category**

As Minister of Health and Wellness, I would like to thank all those who worked on the development of this important report.

The *Prescription Monitoring Report for Narcotics* builds on the existing efforts that PEI has made in addressing opioid misuse and abuse over the last decade.

Establishing regular reporting for the province's Prescription Monitoring Program (PMP) for narcotics was a recommendation of the of the *PEI Action Plan to Prevent and Mitigate Opioid-related Overdoses and Deaths*, and a positive step forward in our ongoing commitment to address opioid abuse.

The importance of the PMP has increased in the last few years with the ongoing challenges occurring across the country and the growing misuse of medications for pain management. The PMP helps health care professionals support individuals who may be at risk, and prevent and reduce associated harms.

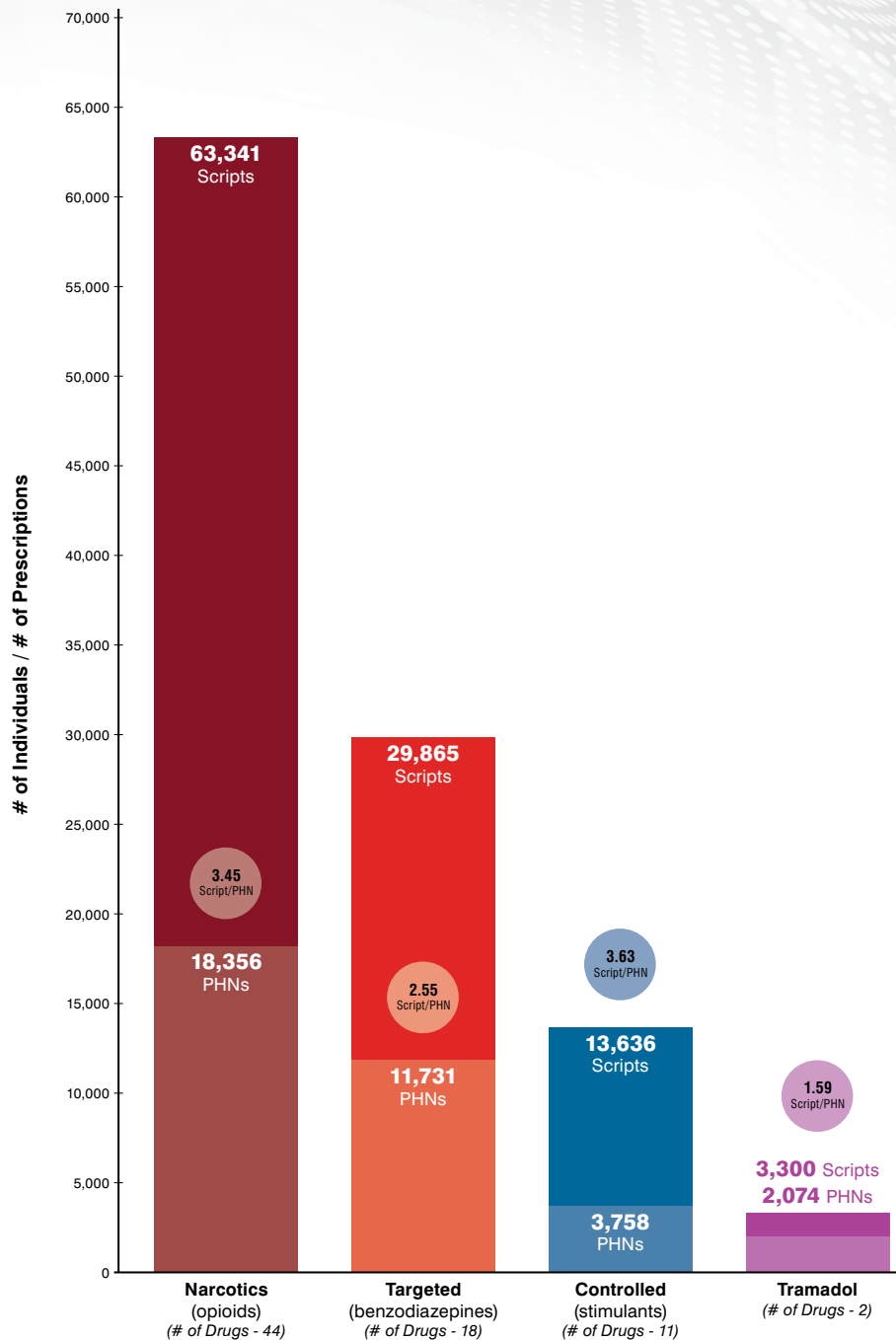
We look forward to continuing our work with Health PEI and our community partners in support of a healthier population. We are working to build a Prince Edward Island where all residents can lead healthy and productive lives, where wellness is valued and where families can thrive.

Honourable James Aylward
Minister of Health and Wellness



Health PEI

2018 Drug Narcotic Awareness
 110,142 prescriptions were filled for 35,919 individuals



DESCRIPTION:

Number of prescriptions for monitored drugs and the number of people (PHNs) prescribed monitored drugs in 2018.

ANALYSIS:

Narcotics (Opioids) were the most prescribed class of monitored drug in 2018.

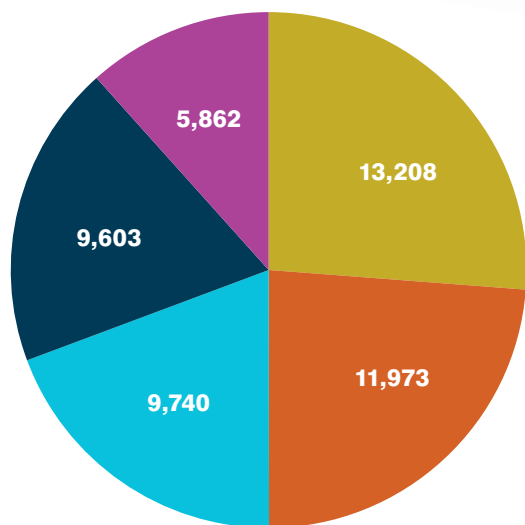
NOTE:

Monitored drugs are categorized according to federal classification codes.

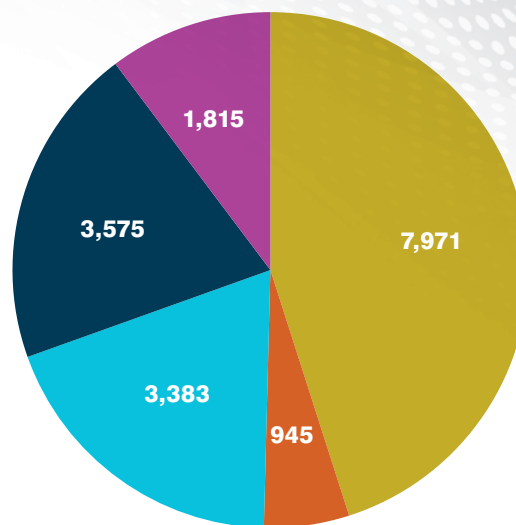
2018 Drug Narcotic Awareness


A summary of 2018's top 5 monitored drugs prescribed in the Opioid category

of Prescriptions



of Individuals



 Morphine

DESCRIPTION:

Top 5 prescribed opioids in 2018 and the number of individuals prescribed for.

ANALYSIS:

Acetaminophen with codeine was the most prescribed opioid in 2018. Acetaminophen with codeine is generally the medication of choice for mild to moderate pain.

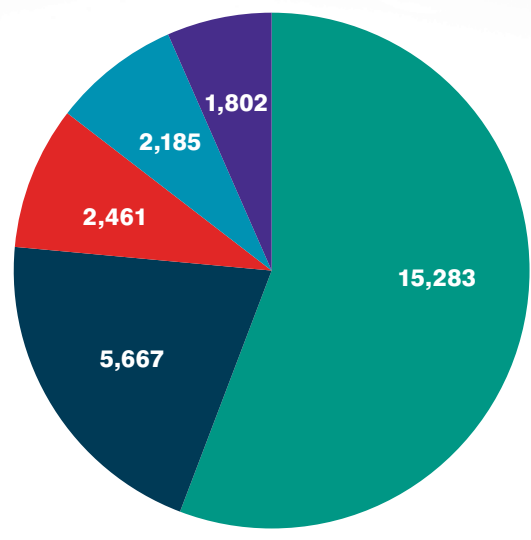
NOTE:

N/A

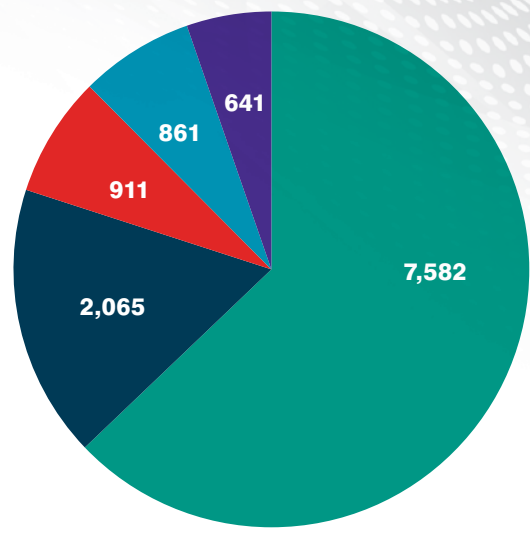
2018 Drug Narcotic Awareness

A summary of the top 5 monitored drugs prescribed in the Benzodiazepines category

of Prescriptions



of Individuals



Lorazepam Clonazepam Alprazolam Temazepam Diazepam

DESCRIPTION:

Top 5 prescribed benzodiazepines in 2018 and the number of individuals prescribed for.

ANALYSIS:

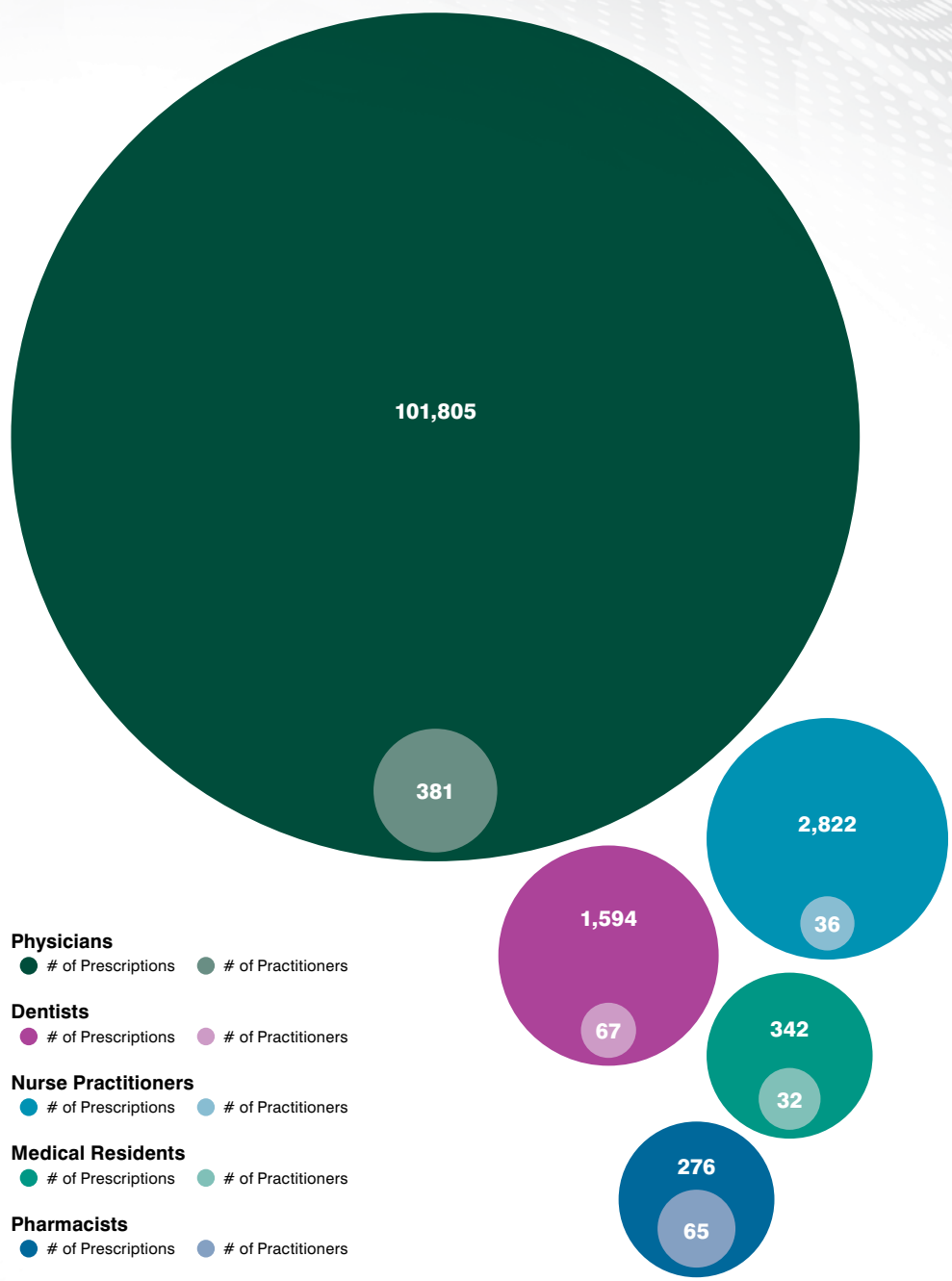
Lorazepam was the most prescribed benzodiazepine. Lorazepam is mainly prescribed for mild anxiety.

NOTE:

N/A

2018 Prescriber Narcotic Awareness

There were 581 practitioners who issued prescriptions for monitored drugs that were dispensed in 2018



DESCRIPTION:

Total number of practitioners by profession prescribing monitored drugs and the total number of prescriptions written.

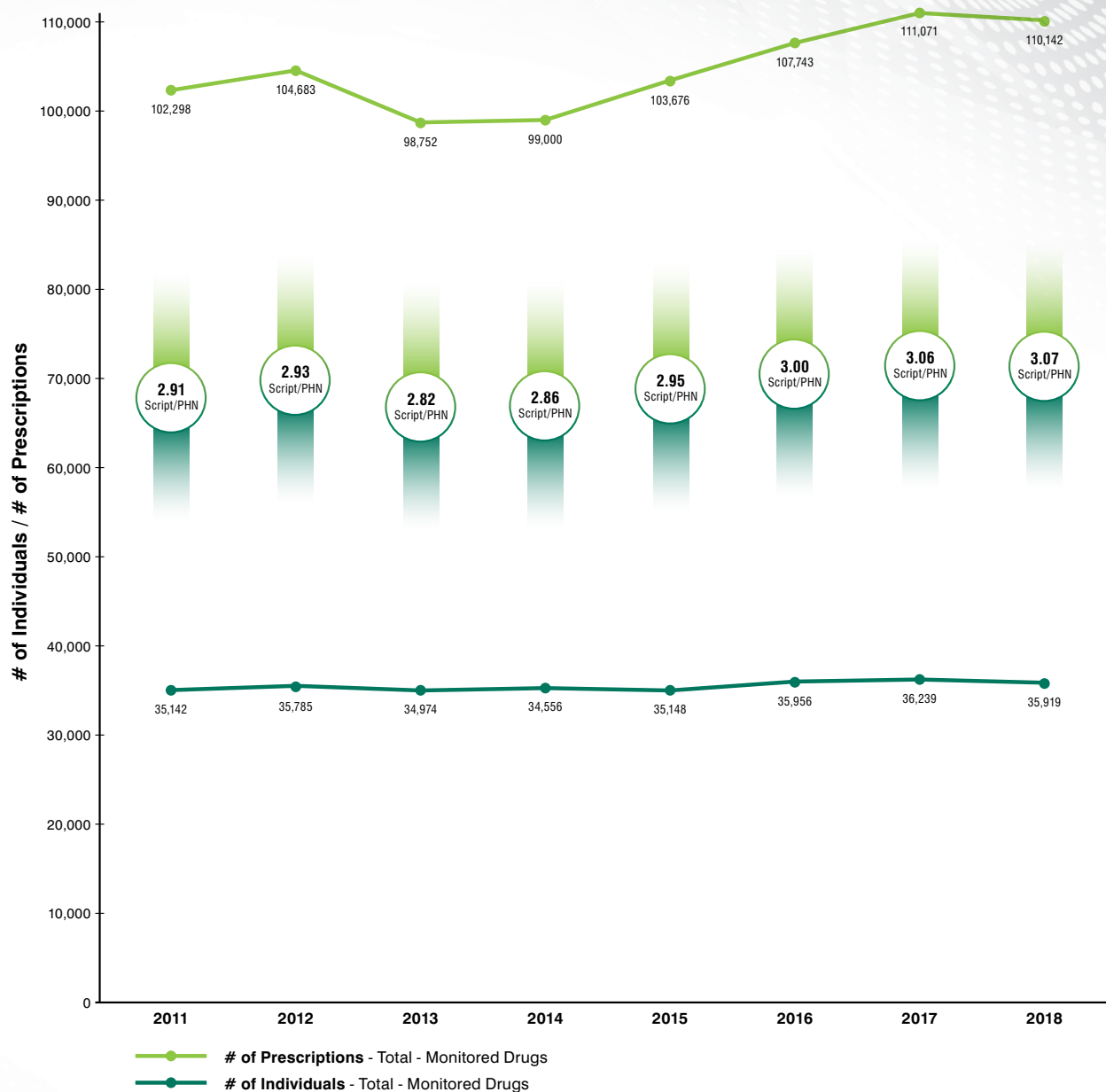
ANALYSIS:

Physicians, as the lead prescribing healthcare provider, prescribe the majority of monitored drugs.

NOTE:

Pharmacists are allowed to prescribe and dispense Tylenol #1.

Monitored Drugs - Overall Stats by Calendar Year



DESCRIPTION:

Yearly comparison of the total number of prescriptions written for monitored drugs and the number of people prescribed monitored drugs.

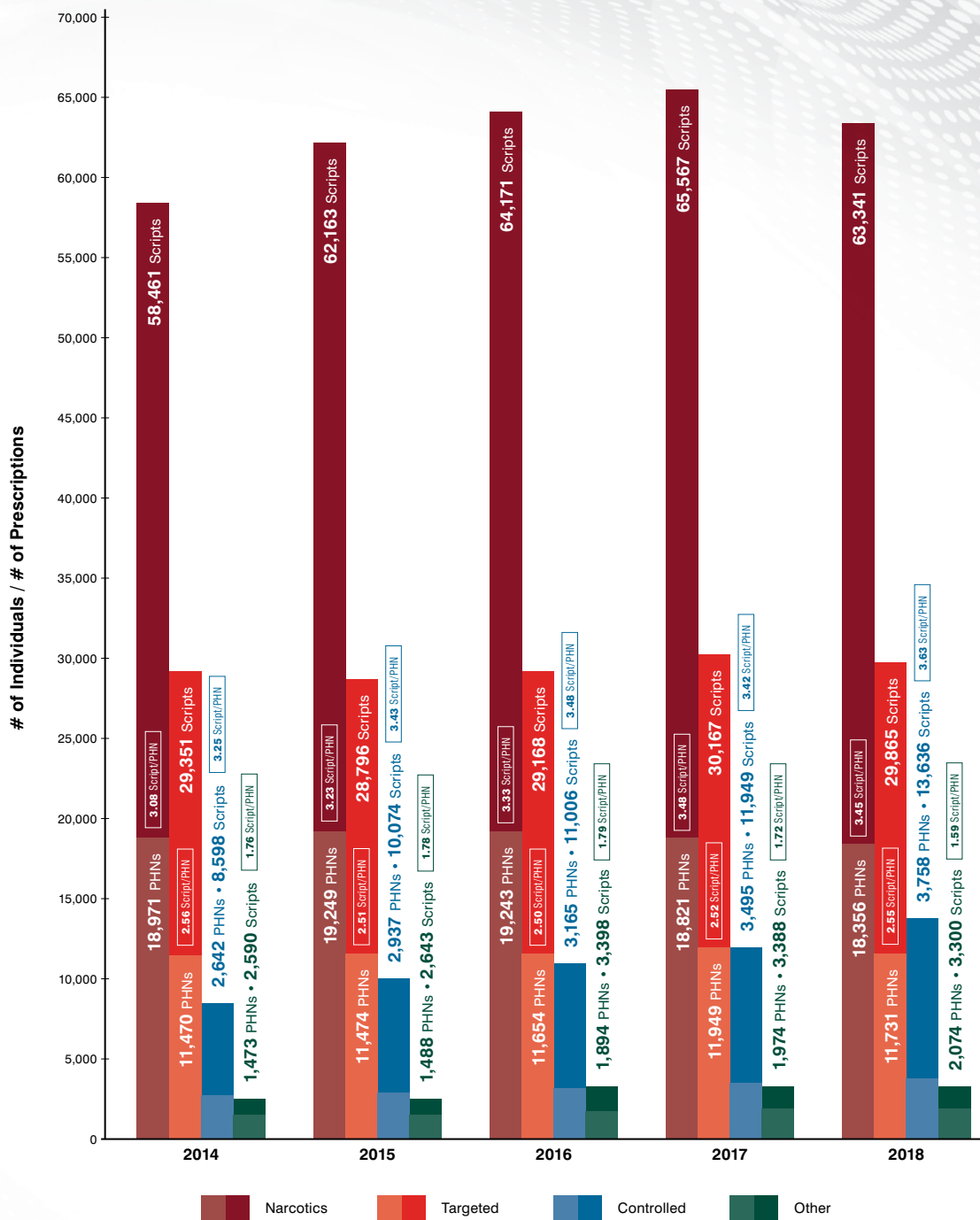
ANALYSIS:

After a decline in 2013, there has been a steady increase in the number of prescriptions written for monitored drugs while the number of patients being prescribed monitored drugs has remained relatively constant.

NOTE:

The increase in prescriptions is directly related to the methadone program.

Monitored Drug Trends 2014-2018
Drug Utilization Stats



DESCRIPTION:

Yearly comparison of total prescriptions written for monitored drugs and the number of people prescribed monitored drugs.

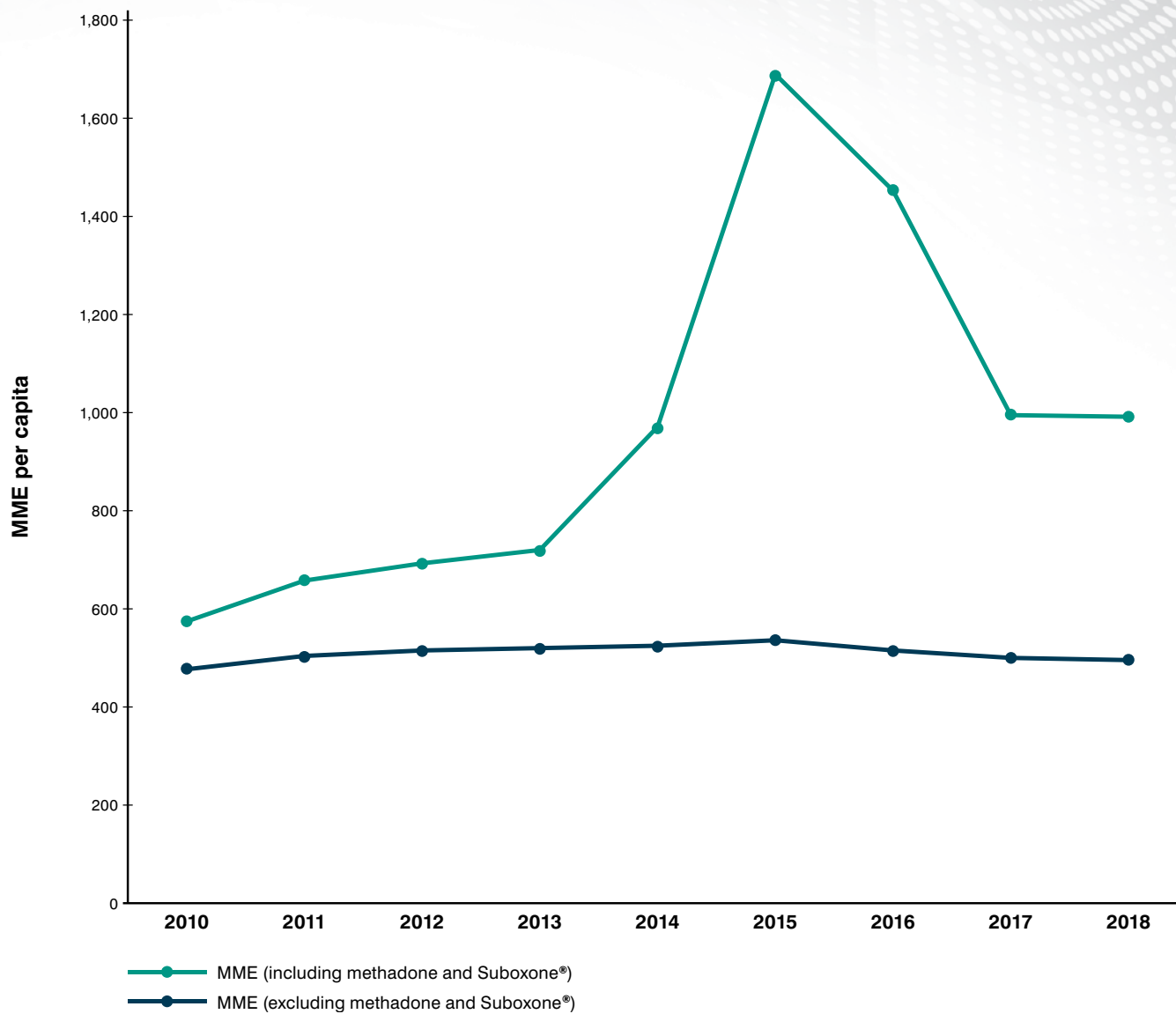
ANALYSIS:

Number of prescriptions written for each category of monitored drug and the number of people prescribed monitored drugs has been steady since 2014.

NOTE:

N/A

Opioid Prescription Dispenses, morphine milligram equivalents (MME) per person, PEI, fiscal years 2010 to 2018



DESCRIPTION:

Opioid prescription dispenses expressed as morphine milligram equivalents per person for fiscal years 2010 to 2018.

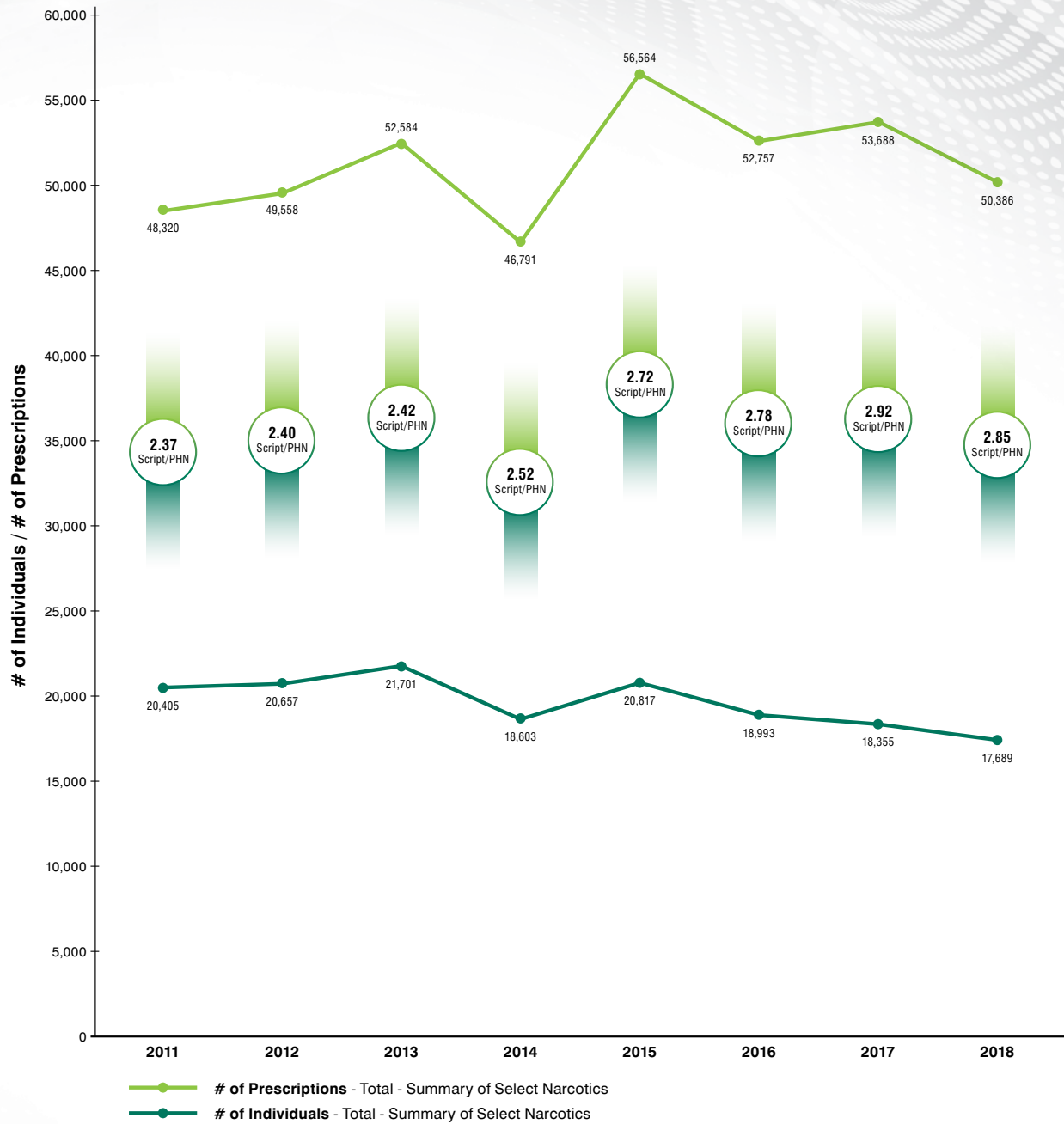
ANALYSIS:

When methadone and suboxone prescriptions are excluded, opioid prescribing based on morphine milligram equivalents has been steady since 2010.

NOTE:

Morphine milligram equivalents is a value assigned to opioids to represent their relative potencies.

Summary of Top 5 Narcotics (Opioid) Category



Note: Codeine (Tylenol 1,2,3,4), Oxycodone (Percocet), Methadone, Hydromorphone (Dilaudid), Morphine

DESCRIPTION:

Yearly comparison of the top 5 most prescribed monitored drugs with the number of prescriptions and the number of individuals prescribed for.

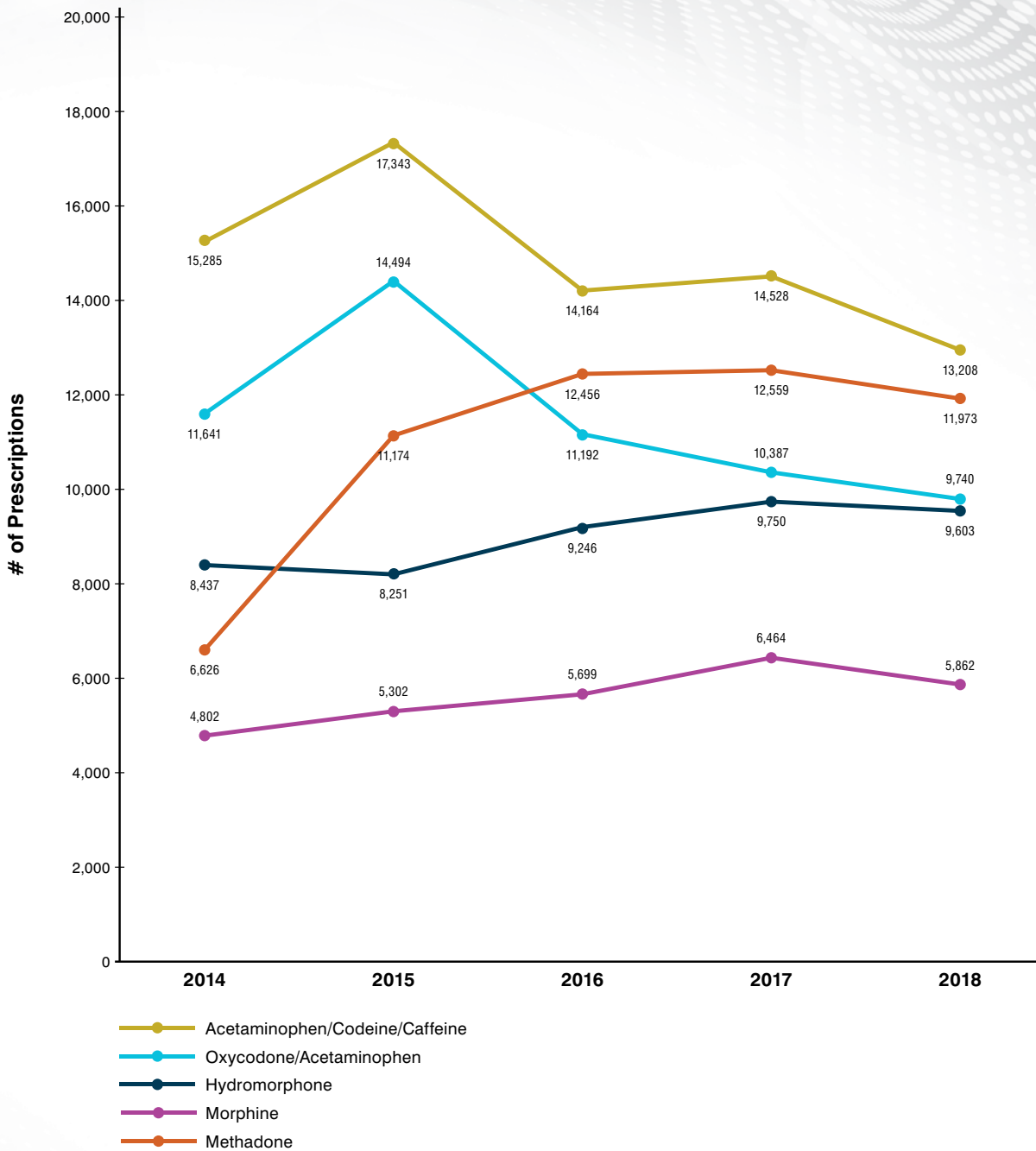
ANALYSIS:

There was a slight decrease in prescribing of the top 5 monitored drugs in 2014. The Province expanded coverage of methadone in 2013 which may have led to a decrease in prescriptions for monitored drugs. The rise in prescribing in 2015 is the result of more methadone prescriptions.

NOTE:

Methadone maintenance treatment is the use of methadone, administered over a prolonged period of time, as treatment for someone who is addicted to opioids such as heroin, where detoxification has been unsuccessful and/or admittance to a substance abuse treatment facility requires complete abstinence.

Monitored Drug Trends 2014-2018
Top 5 Opioid Category



DESCRIPTION:

Number of prescriptions written for the top 5 prescribed opioids from 2014 to 2018.

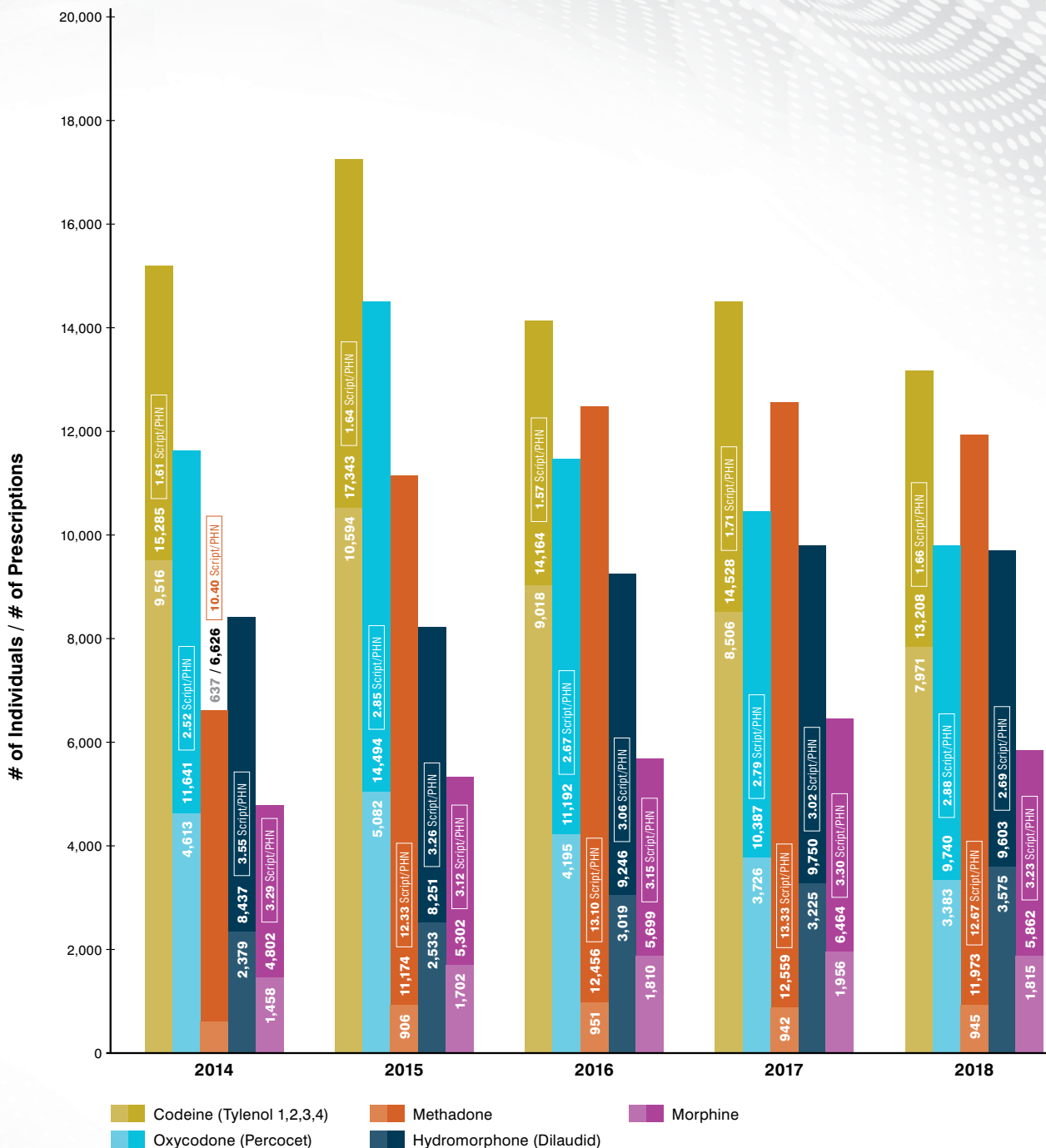
ANALYSIS:

Methadone prescribing has increased since 2014 related to expanded access to the medication through Pharmacare drug programs.

NOTE:

N/A

Summary of Select Narcotics (Opioid) Category



DESCRIPTION:

Number of prescriptions written for the top 5 prescribed opioids from 2014 to 2018 with additional information.

ANALYSIS:

Methadone prescribing has increased since 2014 related to expanded access to the medication through Pharmacare drug programs.

NOTE:

This chart contains same data as previous chart with additional information added (# individuals and prescriptions per PHN).