

Weekly Agriculture Market Report






**Volume 2 Issue 3
January 21, 2021**

The Weekly Agriculture Market Report provides a summary of agricultural commodity prices. The report is usually published every Friday with updated prices (when available). The report allows monitoring of the weekly changes in agricultural commodity prices. The prices are obtained weekly from several sources.

Notes:

- All figures in Canadian dollars.
- Dates of reporting vary. Weekly reports updated with most recent available prices.
- The Department of Agriculture and Land does not assume any responsibility for errors, omissions or otherwise. The information in this report is for general purposes only. You should not rely on this information for making any business, legal or any other decision.
- FOB means Free on Board

Legend:

-  Price increase
-  No change
-  Price decrease
- NA** Not available, or data cannot be used for comparison purposes

Weekly Agriculture Market Report



Grains (\$ per tonne)

	Price (18-Jan-21)	Price (12-Jan-21)		Change (\$ per tonne)
Barley	270	270	→	0
Oats#2	245	245	→	0
Barley Extruded	out of stock	out of stock		NA
Mixed Grain (FOB)	NA	NA		NA
Wheat	315	315	→	0
Corn	315	315	→	0
Soybean Meal 48%	775	755	↑	20
Soybean Extruded	685	670	↑	15
Soybean Roasted	695	680	↑	15
Soybean Raw	NA	NA		NA

Source: PEI Grains Elevators Corporation

Atlantic Soy Crop (\$ per tonne)

	Price (21-Jan-21)	Price (14-Jan-21)		Change (\$ per tonne)
PEI Average Board Price	590.12	607	↓	-16.88

Source: Sevita International

Note: Premiums above base price \$40.00-\$91.00/MT depend upon variety and grade

Potatoes (\$ per bag - Avg FOB price)

Bag	Price (20-Jan-21)	Price (13-Jan-21)		Change (\$ per bag)
50 lbs	10	9.62	↑	0.38
10 lbs	2.92	2.8	↑	0.12

Source: PEI Potato Board

Weekly Agriculture Market Report



Eggs - Producer Price (\$ per dozen)

Dozen	Price (27-Dec-20)	Price (27-Dec-20)		Change (\$ per doze)
X-Large	2.27	2.27	→	0
A-Large	2.27	2.27	→	0
A-Medium	2.09	2.09	→	0
A-Small	1.66	1.66	→	0

Source: Egg Farmers of PEI

Feeders (cents per lb)

Steers (lbs)	Average Price (14-Jan-21)	Average Price (07-Jan-21)		Change (cent per lb)
<400	NA	NA		NA
400-500	165	121	↑	44
500-600	NA	NA		NA
600-700	NA	NA		NA
700-800	NA	NA		NA
800-900	NA	NA		NA
900+	49	NA		NA

Source: Atlantic Stockyard Limited

Heifers (cents per lb)

Heifers (lbs)	Average Price (14-Jan-21)	Average Price (07-Jan-21)		Change (cent per lb)
<400	NA	NA		NA
400-500	NA	149		NA
500-600	NA	NA		NA
600-700	NA	103		NA
700-800	NA	NA		NA
800-900	NA	127		NA
900+	NA	119		NA

Source: Atlantic Stockyard Limited

Weekly Agriculture Market Report



Bob Calves (\$ per head)

Calf	Average Price (14-Jan-21)	Average Price (07-Jan-21)		Change (\$ per head)
Good	137	119	↑	18
Average	21	27	↓	-6

Source: Atlantic Stockyard Limited

Lambs (cents per lb)

Lambs (lbs)	Average Price (14-Jan-21)	Average Price (07-Jan-21)		Change (cent per lb)
<50	NA	NA		NA
50-64	373	330	↑	43
65-79	350	335	↑	15
80-94	362	NA		NA
95-109	365	NA		NA
>109	355	NA		NA

Source: Atlantic Stockyard Limited

Weekly Agriculture Market Report



Hogs

	Price (22-Jan-21)	Price (15-Jan-21)		Change
Hog (\$ per 100 kg)	153.67	147.14	↑	6.53
Weaner (\$ 30lb)	38.00	38.00	→	0
Weaner (\$ per lb over)	0.52	0.52	→	0

Source: PEI Hog Board

Beef (\$ per lb)

	Price (18-Jan-21)	Price (11-Jan-21)		Change (\$ per lb)
AA & AAA	2.29	2.25	↑	0.04

Source: Atlantic Beef Product Inc.

Lamb Dressed Weight (\$ per kg)

	Price (18-Jan-21)	Price (13-Jan-21)		Change (\$ per kg)
New lamb	10.50	10.40	↑	0.1
Mutton	6.00	6.00	→	0

Source: Northumberland Lamb